

Grants  
August 2023 - December 15, 2023

Name	Grant Id (count)	Grant Amount (sum)
Adas Yeshurun Synagogue	1	300.00
Adi Israel Foundation	1	150.00
Africa Exchange, Inc.	1	1,000.00
AFTP Foundation	1	1,500.00
Agudath Israel of America, Inc.	2	2,000.00
Aishel House	2	200.00
A Jewish Voice for Peace, Inc.	1	500.00
Akiva School	2	29,750.00
All 4S Rescue League	4	3,550.62
ALS Association, Tennessee Chapter	2	75.00
Ambassadors of Cobb Casa Inc.	1	50.00
American Cancer Society	1	25.00
American Committee for Shaare Zedek Hospital in Jerusalem, Inc.	1	200.00
American Foundation for Suicide Prevention	2	1,000.00
American Friends of ALYN Hospital, Inc	2	6,700.00
American Friends of Eretz Hemdah Inc.	1	10,000.00
American Friends of Hand in Hand	5	15,325.00
American Friends of Leket Israel	6	9,200.00
American Friends of Livnot Ulehibanot	3	2,000.00
American Friends of Magen David Adom	21	39,750.00
American Friends of Nishmat	1	1,800.00
American Friends of Sanhedrin-Jerusalem, Inc.	1	500.00
American Friends of Soroka Medical Center	1	1,000.00
American Friends of Yad Eliezer, Inc.	3	4,600.00
American Jewish Committee	2	1,000.00
American Jewish Committee	1	1,000.00
American Parkinson's Disease Association	1	200.00
American Red Cross	1	250.00
Americans for Ben-Gurion University	1	3,600.00
American Society for Yad Vashem	2	1,980.00
AMIT	1	500.00
Anshe Emunah Moses Montefiore Hebrew Congregation	1	36.00
Anshei Sphard - Beth El Emeth Synagogue	4	76,000.00
Anti-Defamation League Foundation	5	8,750.00
Arkansas Bar Foundation	1	1,000.00
ArtsMemphis	4	10,450.00
A Step Ahead Foundation INC	3	1,508.00
Ballet Memphis	2	6,500.00
Baptist Memorial Health Care Foundation	1	100.00
Baron Hirsch Congregation	96	359,782.98
BBYO - Delta Region	2	2,418.00
Ben Porat Yosef, Inc.	1	20,000.00
Best Friend Animal Society	2	150.00
Beth David Synagogue	1	768.00

Grants  
August 2023 - December 15, 2023

Beth Din of the United States of America, Inc.	1	2,500.00
Beth Sholom Sisterhood	1	108.00
Beth Sholom Synagogue	54	165,646.50
Biblical Theology Seminary of Poland	1	1,800.00
Birthright Israel Foundation	1	200.00
B'nai Zion Congregation	1	2,100.00
Boca West Foundation	1	10,000.00
Bornblum Jewish Community School	26	58,616.00
Boys & Girls Clubs of Greater Memphis	2	1,250.00
BRIDGES	1	85.00
California Doodle Rescue	1	750.00
Calvary Rescue Mission	1	100.00
Camp Dream Street	1	2,500.00
Camp HASC	5	415.00
Camp Judaea	3	161.00
Camp Nebagamon	1	5,000.00
Camp Nebagamon Scholarship Fund	1	5,050.00
Carnegie Mellon University	1	5,000.00
Carpenter Art Garden	1	1,000.00
Center for Mental Health Support	1	1,000.00
Chabad at KU	2	700.00
Chabad Center at University of Colorado, Inc.	1	1,800.00
Chabad House at Miami University	1	500.00
Chabad Lubavitch of South Tampa, Inc.	1	10,000.00
Chabad Lubavitch of Tennessee	8	3,880.00
Chabad of Pacific Palisades Inc	1	360.00
Chabad of Seattle	1	180.00
Chabad.ORG	1	100.00
Christian Brothers High School	1	150.00
Church Health	7	6,700.00
Church of the Holy Spirit	1	4,500.00
Circuit Playhouse, Inc.	1	470.00
Clemson University Foundation	1	1,000.00
Colet Chabad	1	50.00
Collat Jewish Family Services	1	300.00
Colorado Coalition for the Homeless	1	500.00
Colorado Public Radio	1	500.00
Columbia Business School	1	2,000.00
Committee for the Rescue of Israels Babies	1	3,000.00
Community Foundation of Greater Memphis	3	375.00
Community Ministry of Southwest Denver	1	500.00
Congregation Ahavath Torah	1	5,000.00
Congregation Ansche Chesed	2	3,880.00
Congregation Beth Jacob	3	3,600.00
Congregation B'nai Brith Jacob	1	18.00

Grants  
August 2023 - December 15, 2023

Congregation KINS of West Rogers Park	1	1,500.00
Congregation Micah	1	100.00
Congregation Ocean Reef	1	750.00
Congregation Ohab Zedek	2	540.00
Congregation Orach Chaim	2	680.00
Congregation Tifereth Israel	1	18.00
Creative Aging Mid-South	2	170.00
Crow Comedy, Inc.	2	7,500.00
Cystic Fibrosis Foundation - Texas Gulf Coast Chapter	1	1,000.00
Daily Giving Inc.	1	365.00
Denver Audubon	1	500.00
Denver Dumb Friends League	1	25.00
Denver Food Rescue	1	500.00
Denver South PTSA	1	500.00
Denver Urban Gardens	1	250.00
Dermatology Hall of Fame	1	100.00
Diocese of Memphis Roman Catholic Church	1	5,000.00
Dixon Gallery and Gardens	1	1,000.00
Doctors Without Borders	4	5,850.00
Earthlinks	1	500.00
Eda and Cliff Viner Community Scholars Foundation Inc	1	1,500.00
Elephant Sanctuary in Tennessee	1	25.00
Esther Miller Bais Yaakov High School of St Louis Inc	1	1,000.00
Facing History and Ourselves	11	17,703.00
Florida Atlantic University Foundation	3	43,920.00
Food Bank of the Rockies	1	750.00
Food on Foot, Inc.	1	1,500.00
Friends of Asor Fund USA, Inc. aka JGive	1	250.00
Friends of Israeli Scouts	1	20,000.00
Friends of the Israel Defense Forces	16	21,799.00
Friends of United Hatzalah	4	26,500.00
Fund for Israels Tomorrow	3	5,100.00
G.A.M.E., Inc. dba Picklemania	1	500.00
Gemilos Chasadim Chasdei Moshe	1	1,760.76
Germantown Performing Arts Center	1	2,000.00
Girls on the Run Memphis	4	2,200.00
Greensboro Jewish Federation	1	3,000.00
Gross Schechter Day School	1	36.00
Groundwork Denver	1	500.00
Habitat for Humanity International, Inc.	1	500.00
Hadassah Foundation Inc.	5	54,500.00
Hadassah, The Womens Zionist Organization of America	2	400.00
Hands of Mothers	5	2,600.00
Hattiloo Theatre	1	250.00
Hawaii Community Foundation	1	2,500.00

Grants  
August 2023 - December 15, 2023

Health In Harmony	1	500.00
Henry S. Jacobs Camp	8	20,200.00
Herb Kosten Foundation	5	11,800.00
HIAS	2	2,550.00
High Country News Research Fund	1	500.00
Hillel International Foundation	2	1,100.00
Hope Presbyterian Church	1	75,000.00
Humane Educational Society	1	50.00
ImpactIsrael, Inc.	1	500.00
Indie Memphis	1	1,000.00
Institute of Southern Jewish Life	3	3,950.00
Integrity Initiatives International	1	1,000.00
International Rescue Committee, Inc.	1	300.00
Iris Collective	2	6,500.00
Israel Select Charity Fund Inc	3	10,000.00
Jay Uiberall Foundation	2	460.00
Jewish Agency for Israel	1	500.00
Jewish Center of Teaneck	1	360.00
Jewish Children's Regional Service	2	1,100.00
Jewishcolorado	1	1,800.00
Jewish Community Centers Association	1	7,608.75
Jewish Family Service of Colorado	1	1,000.00
Jewish Federation of Northern New Jersey	1	5,000.00
Jewish Federation of St. Louis	1	5,000.00
Jewish Foundation of Memphis* (Internal Transfers)	224	3,291,883.49
Jewish Historical Society of Memphis	5	900.00
Jewish Middle School of Nashville	1	1,800.00
Jewish National Fund	2	4,100.00
Jewish Orthodox Feminist Alliance	1	500.00
Jewish Telegraphic Agency	1	350.00
Jewish United Fund of Chicago	1	5,100.00
JFS at the Memphis Jewish Community Center	30	12,911.16
Joint Distribution Committee	2	75,000.00
Judaism Alive - Jewish Rock Radio	1	10,000.00
Judaism Your Way	1	360.00
Junior Achievement of Memphis & the Mid-South	4	62,000.00
Just City Memphis	6	375.00
KAVOD (Ensuring dignity for Holocaust Survivors)	5	700,000.00
KBDI TV-12	1	500.00
KCRW Foundation, Inc.	1	1,000.00
Kids in Need of Defense (KIND)	1	300.00
Kindred Place	1	100.00
KU Hillel	1	500.00
KUNC - Community Radio for Northern Colorado	1	500.00
Lahser Road Mikvah	1	100.00

Grants  
August 2023 - December 15, 2023

Last House On the Block	1	500.00
Lausanne Collegiate School	3	4,200.00
LeBonheur Childrens Hospital Foundation	2	2,125.00
Lechem Lasova, Inc.	1	250.00
Leukemia & Lymphoma Society, Inc	1	1,000.00
Literacy Mid-South	2	136.00
Long Island University, Tilles Center	1	250.00
Los Angeles Regional Food Bank	1	2,500.00
Lynn University	1	12,500.00
Maccabi USA Sports	1	300.00
Make-A-Wish Foundation of the Mid-South	2	1,500.00
Makom Solel Lakeside	1	36.00
March of Dimes	1	50.00
Margolin Hebrew Academy/FYOS	36	198,481.00
Maui Food Bank	1	2,500.00
Mayo Clinic	1	150.00
McKamey Animal Center	2	82.95
Memphis Area Women's Council	1	500.00
Memphis Brooks Museum of Art	4	31,500.00
Memphis Child Advocacy Center	2	600.00
Memphis Development Foundation dba Orpheum Theatre	1	1,500.00
Memphis Friends of Israel	2	900.00
Memphis Humane Society	1	38.00
Memphis Jewish Community Center	35	465,211.00
Memphis Jewish Federation	96	1,237,435.67
Memphis Jewish Home & Rehab	41	35,158.60
Memphis Kollel	3	7,100.00
Memphis Library Foundation	1	2,500.00
Memphis Opportunity Scholarship Trust	7	15,750.00
Memphis Rock-N-Soul Museum	1	500.00
Memphis/Shelby County Law Enforcement Foundation (MSCLEF)	1	1,000.00
Memphis Symphony Orchestra	2	10,100.00
Memphis Union Mission	2	135.00
Memphis University School	3	900.00
Memphis Zoo	6	4,200.00
Merci Memphis Counseling Center	1	500.00
Mercy Ships Foundation	1	200.00
Metropolitan Inter-Faith Association	7	5,800.00
Michael Levin Lone Soldier Foundation	1	100.00
Mid-South Food Bank	16	8,760.00
Midsouth Sober Living	1	1,000.00
Mississippi Wildlife Rehabilitation, Inc.	1	250.00
Move the World	1	4,000.00
MS Gift	1	500.00
Nachal Novea Mekor Chochma	1	5,000.00

Grants  
August 2023 - December 15, 2023

National Civil Rights Museum	2	350.00
National Council of Jewish Women	1	50.00
National Forest Foundation	1	500.00
National Kidney Foundation of West Tennessee, Inc	1	1,000.00
National Outdoor Leadership School	1	200.00
National Parks Conservation Association	1	500.00
Natural Resources Defense Council	1	500.00
Nature Conservancy	2	535.00
NCSY Midwest	1	417.07
Neve Michael Children's Village	1	100.00
New Israel Fund	1	5,000.00
New York University	1	250.00
Old York Road Temple - Beth Am	1	100.00
One Family Fund	1	750.00
One Israel Fund	1	1,000.00
Opera Memphis	1	100.00
Organization for the Resolution of Agunot - ORA	1	1,000.00
Orthodox Union	7	2,600.00
Overton Park Shell, Inc.	2	5,100.00
Parkinson's Foundation	1	700.00
Partners in Agriculture	1	1,000.00
P.E.F. Israel Endowment Funds, Inc.	3	2,076.00
Penn Hillel	3	1,680.00
PetMatchMaker	2	4,520.37
PKD Foundation	1	200.00
Planned Parenthood Federation of America	2	600.00
Planned Parenthood of Tennessee and N. Mississippi	4	1,400.00
Plough Towers	1	180.00
Porter Leath	1	1,000.00
Priority-1	1	1,800.00
Project Worthmore	1	500.00
Protect OUR Aquifer	5	2,100.00
Puddy Tat Protectors, Inc.	1	250.00
Puppy Up Foundation	1	250.00
Pups without Borders	1	2,500.00
Rainbow Socks	1	180.00
Ramaz School	1	5,000.00
REACH Memphis	2	4,500.00
Reconnect Shiurim Inc.	1	2,838.00
Rocky Mountain PBS	1	500.00
Ronald McDonald House	1	250.00
Room in the Inn - Memphis	2	600.00
Sarasota Contemporary Dance	1	3,000.00
Sarasota Opera Association, Inc.	1	250.00
Sarasota World Affairs Council	1	200.00

Grants  
August 2023 - December 15, 2023

Schoolseed Foundation	1	5,000.00
Sea Isle Park Neighborhood Association	1	50.00
Shaaray Torah Synagogue	1	180.00
Shelby Farms Park Conservancy	4	19,500.00
Shelter Box USA	2	700.00
Shir Bamidbar, Inc.	1	1,800.00
Shriners Hospitals for Children	2	550.00
Slow Food Denver	1	500.00
Solar Cookers International	1	250.00
Southeastern Guide Dogs	1	1,200.00
Southern Communications Volunteers	1	2,500.00
Stephens College	1	100.00
St. George's Schools	1	25.00
St. Jude Children's Research Hospital	13	6,075.00
St. Mary's Episcopal School	3	5,700.00
Tails of Hope Dog Rescue Inc	1	500.00
Tampa Jewish Federation	1	1,200.00
Telluride Medical Center Foundation	1	500.00
Temple Adas Israel	2	1,000.00
Temple Beth Israel of Longboat Key Florida Inc	2	275.00
Temple Har Shalom	1	180.00
Temple Israel	113	321,048.70
Temple Israel Brotherhood	1	1,000.00
Temple Israel Sisterhood	3	276.00
Tennessee Shakespeare Company	1	100.00
The Academy at Ocean Reef	1	1,000.00
The Altneu Synagogue	1	180.00
The Breast Cancer Eradication Initiative	1	150.00
The Brotherhood Sister Sol, Inc.	1	250.00
The Gesher Foundation USA	1	180.00
The GrowHaus	1	250.00
THE HEBRON FUND	2	3,600.00
The Jewish Federations of North America	38	1,758,556.20
The Penn Fund	1	1.00
The Rollins College Fund	1	1,000.00
The Salvation Army	2	600.00
The Tikvah Fund	1	5,000.00
The University of Tennessee Foundation Inc	1	500.00
Thrive Memphis	4	2,000.00
TOP Jewish Foundation, Inc.	2	1,100.00
Torah Day School of Atlanta, Inc.	1	100.00
Tulane University	3	750,700.00
Union for Reform Judaism	1	25,000.00
United Servants Abroad, Inc.	1	10,000.00
United States Holocaust Memorial Museum	3	800.00

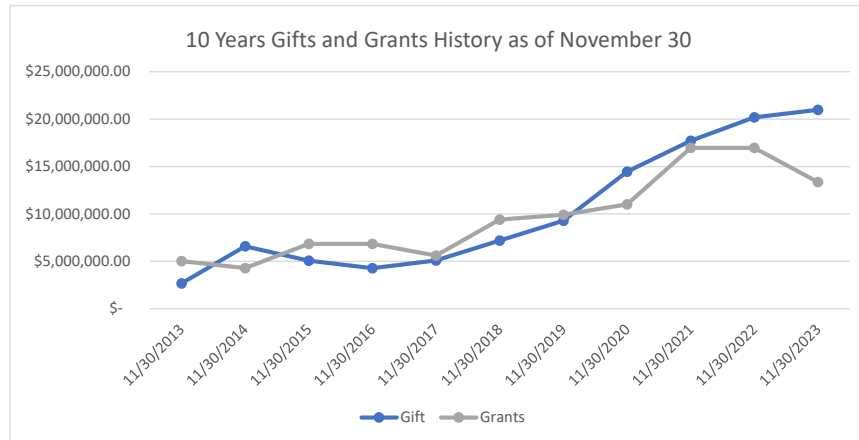
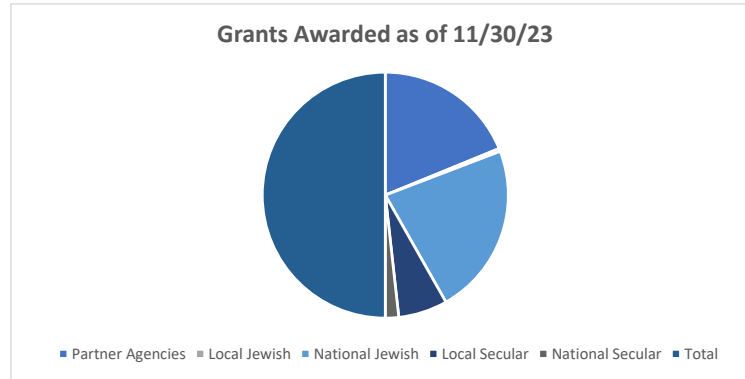
Grants  
August 2023 - December 15, 2023

United Way of Massachusetts Bay, Inc.	1	50,000.00
United Way of the Lakeshore	1	200.00
United Way of the Mid-South	1	1,000.00
Unity for Animals	1	1,272.00
University of Memphis Foundation	6	386,400.00
University of Notre Dame	1	6,000.00
University of Tennessee Foundation	2	86,250.00
URJ Camp Newman	1	5,000.00
Vanderbilt University	1	10,000.00
Vayu Global Health Foundation Inc.	1	2,500.00
Village Castle Pines Garden Club	1	500.00
Volunteers for Outdoor Colorado	1	1,000.00
Washington and Lee Hillel	2	1,100.00
Washington & Lee University	1	500.00
West Cancer Foundation	1	250.00
Wilshire Boulevard Temple	1	500.00
WKNO - FM and TV	6	1,125.00
Women's Foundation of Greater Memphis	2	2,200.00
World Jewish Congress - American Section	2	1,050.00
World Union for Progressive Judaism	1	250.00
World Wildlife Fund	2	680.00
Wounded Warrior Project Inc.	1	100.00
WYXR	1	300.00
Yad Ezra V'Shulamit	5	8,500.00
Yad L'Achim	1	200.00
Yad L'Yad Charity, Inc.	1	500.00
Yeshiva Derech Chaim	1	50.00
Yeshiva of Greater Washington	1	1,000.00
Yeshiva Ohr Yisrael of Atlanta	1	1,800.00
Yeshivat Maharat, Inc.	1	30,000.00
Yeshiva University	1	100.00
Yetzirah	1	360.00
Young Israel of Century City	2	4,040.00
Young Israel of Memphis	6	9,090.42
Young Israel of the West Side	1	300.00
Yula High School	1	250.00
Zaka North, Inc.	2	6,000.00
Total	1435	11,181,583.24

## Jewish Foundation of Memphis Dashboard

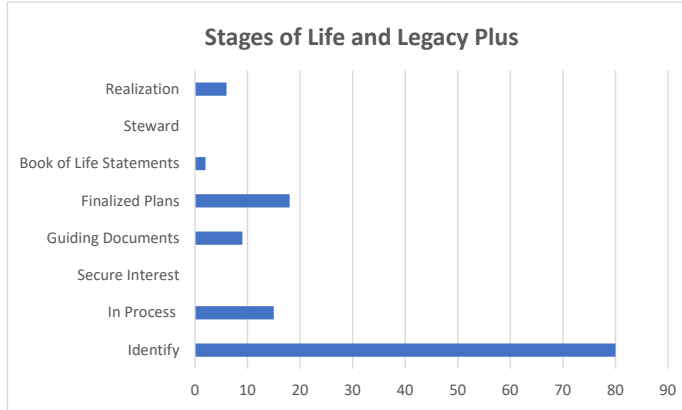
Fund Type Summary as of 12/15/2023						
Fund Type	As of 12/31/2022	Value	As of 06/30/2023	Value	As of 12/15/2023	Value
Current Donor Advised Funds	385	\$ 34,616,172	363	\$ 37,069,459	369	\$ 37,598,770
Designated Funds	69	\$ 21,666,821	69	\$ 22,935,382	72	\$ 23,198,490
Agency Funds	32	\$ 15,918,320	36	\$ 20,471,721	33	\$ 27,015,960
B'nai Tzedek	76	\$ 26,668	62	\$ 24,046	63	\$ 22,973
Support Organizations	4	\$ 54,085,980	4	\$ 58,987,849	4	\$ 60,891,473
<b>Totals</b>	<b>566</b>	<b>\$ 126,313,961</b>	<b>534</b>	<b>\$ 139,488,457</b>	<b>541</b>	<b>\$ 148,727,666</b>

Grants Summary as of 11/30/2023		
Grants Awarded	FY 22-23	FY 23-24 YTD
Partner Agencies	\$ 5,167,319	\$ 3,199,721
Local Jewish	\$ 3,375,142	\$ 65,731
National Jewish	\$ 869,069	\$ 3,842,837
Local Secular	\$ 1,124,651	\$ 1,097,849
National Secular	\$ 1,511,760	\$ 298,636
<b>Total</b>	<b>\$ 12,047,942</b>	<b>\$ 8,504,775</b>



## Life and Legacy as of 11/30/2023

Stages of Life and Legacy Plus January 2023- November 2023		
Stage	# of Donors	Notes
Identify	80	
In Process	15	Up 5 since August
Secure Interest		
Guiding Documents	9	Up 4 since August
Finalized Plans	18	Up 4 since August
Book of Life Statements	2	
Steward		
Realization	6	



Life and Legacy Plus January 2023- November 2023		
	# of Donors	Estimated Value
ASBEE	1	
Baron Hirsch	1	
Beth SHolom	3	
Bornblum		
Fogelman JFS	2	
MJF	6	
MHA /FYOS	3	
MJCC	1	
MJHR	3	
Temple Israel	2	
Other Organzations	13	
<b>TOTAL</b>	<b>35</b>	<b>\$ 18,155,000</b>

Life and Legacy 2013		
	# of Donors	Estimated Value
ASBEE	16	
Baron Hirsch	59	
Beth SHolom	59	
Bornblum	48	
Fogelman JFS	18	
MJF	62	
MHA /FYOS	36	
MJCC	84	
MJHR	63	
Temple Israel	62	
Other Organzations		
<b>TOTAL</b>	<b>507</b>	<b>\$ 14,913,540</b>

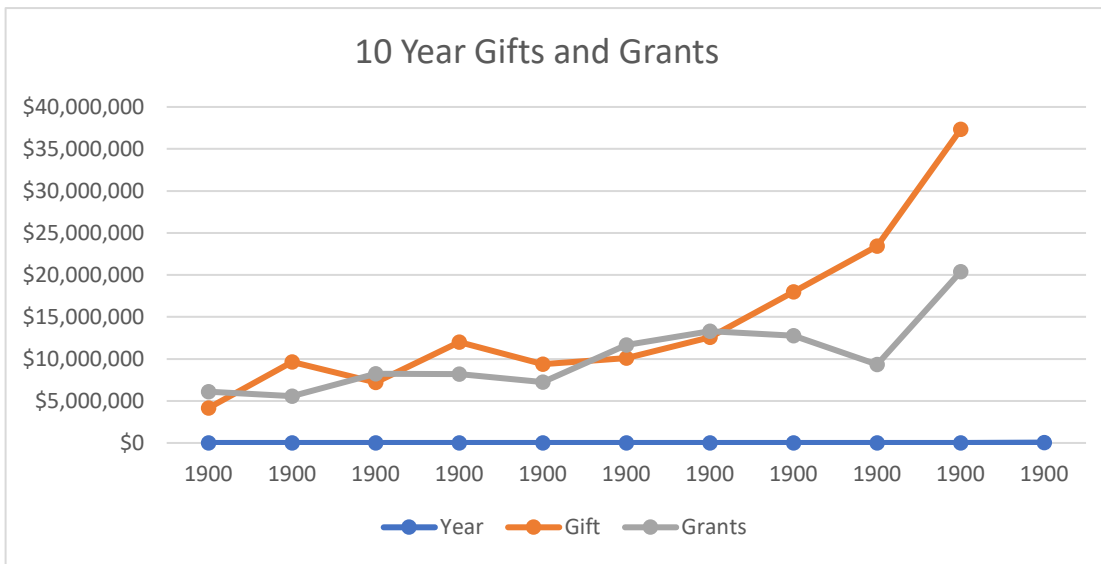
### JFOM Financial Snapshot as of 10/31/2023

Revenue	YTD 23-24	YTD Bdgt 23-24	Bdgt 23-24	Actual 22-23	Bdgt 22-23	Actual 2021-22
Interest Income	\$ 18,399	\$ 3,333	\$ 10,000	\$ 27,386	\$ 5,500	\$ 8,279
Fee Income	\$ 243,466	\$ 219,500	\$ 658,500	\$ 675,628	\$ 551,500	\$ 581,566
Agency Participation	\$ 5,302	\$ 13,793	\$ 41,380	\$ 41,412	\$ 44,380	\$ 44,380
Corporate Sponsorships	\$ -	\$ 1,667	\$ 5,000	\$ 5,000	\$ 5,000	\$ 5,000
B'nai Tzedek	\$ -	\$ 5,333	\$ 16,000	\$ 13,985	\$ 15,000	\$ 17,516
Legacy Society	\$ -	\$ 833	\$ 2,500	\$ 2,500	\$ 2,500	\$ 2,500
Operating Endowment	\$ 20,839	\$ 20,000	\$ 60,000	\$ 62,517	\$ 60,000	\$ 62,212
Contributions	\$ -	\$ 4,167	\$ 12,500	\$ 10,754	\$ 15,000	\$ 13,403
Prior Year surplus	\$ 40,000	\$ 40,000	\$ 120,000	\$ 54,000	\$ 54,000	\$ -
SBA PPP Loan Forgiveness	\$ -	\$ -	\$ -	\$ -	\$ -	\$ 58,800
<b>Total Revenue</b>	<b>\$ 328,006</b>	<b>\$ 308,627</b>	<b>\$ 925,880</b>	<b>\$ 893,182</b>	<b>\$ 752,880</b>	<b>\$ 793,656</b>
Expenses						
Personnel	\$ 189,497	\$ 231,526	\$ 694,578	\$ 463,559	\$ 569,197	\$ 478,748
Professional Development	\$ 140	\$ 2,500	\$ 7,500	\$ 2,637	\$ 7,500	\$ 3,755
Supplies and Printing	\$ 22,770	\$ 20,583	\$ 61,750	\$ 57,602	\$ 54,250	\$ 81,315
Occupancy	\$ 5,596	\$ 6,103	\$ 18,310	\$ 15,788	\$ 15,600	\$ 17,304
Telephone, Postage, Internet	\$ 2,727	\$ 6,750	\$ 20,250	\$ 5,851	\$ 15,250	\$ 14,370
Marketing	\$ 3,573	\$ 4,833	\$ 14,500	\$ 15,150	\$ 9,000	\$ 9,331
Fundraising	\$ 6,323	\$ 10,500	\$ 31,500	\$ 12,066	\$ 15,500	\$ 1,731
Programming and Community Imp	\$ 3,815	\$ 7,167	\$ 21,500	\$ 24,903	\$ 21,500	\$ 19,169
Leadership Development	\$ -	\$ 1,667	\$ 5,000	\$ 225	\$ 5,000	\$ -
Other Admin Expense	\$ 890	\$ 16,667	\$ 50,000	\$ 46,943	\$ 40,000	\$ 46,832
<b>Total Admin Expenses</b>	<b>\$ 235,331</b>	<b>\$ 308,296</b>	<b>\$ 924,888</b>	<b>\$ 644,725</b>	<b>\$ 752,797</b>	<b>\$ 672,555</b>
<b>Net Income</b>	<b>\$ 92,675</b>	<b>\$ 331</b>	<b>\$ 992</b>	<b>\$ 248,457</b>	<b>\$ 83</b>	<b>\$ 121,101</b>

Human Resources	
Quick Facts	
Open Positions: Director or Accounting Data Coordinator	2

Professional Development	
Upcoming Training	Scheduled Attendees
Microsoft Teams Training	All Staff

Year	Gift	Grants	
12/31/2013	4,162,406.26	6,105,174.54	-1,942,768.28
12/31/2014	9,645,602.56	5,573,495.74	4,072,106.82
12/31/2015	7,203,525.03	8,234,683.16	-1,031,158.13
12/31/2016	12,011,528.66	8,182,393.84	3,829,134.82
12/31/2017	9,390,278.76	7,260,557.44	2,129,721.32
12/31/2018	10,084,786.36	11,667,475.33	-1,582,688.97
12/31/2019	12,585,134.07	13,303,390.19	-718,256.12
12/31/2020	18,003,793.97	12,758,816.75	5,244,977.22
12/31/2021	23,424,984.85	9,331,002.18	14,093,982.67
12/31/2022	37,323,927.78	20,387,381.85	16,936,545.93
12/31/2023			

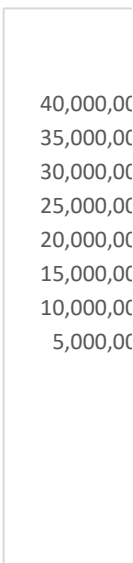
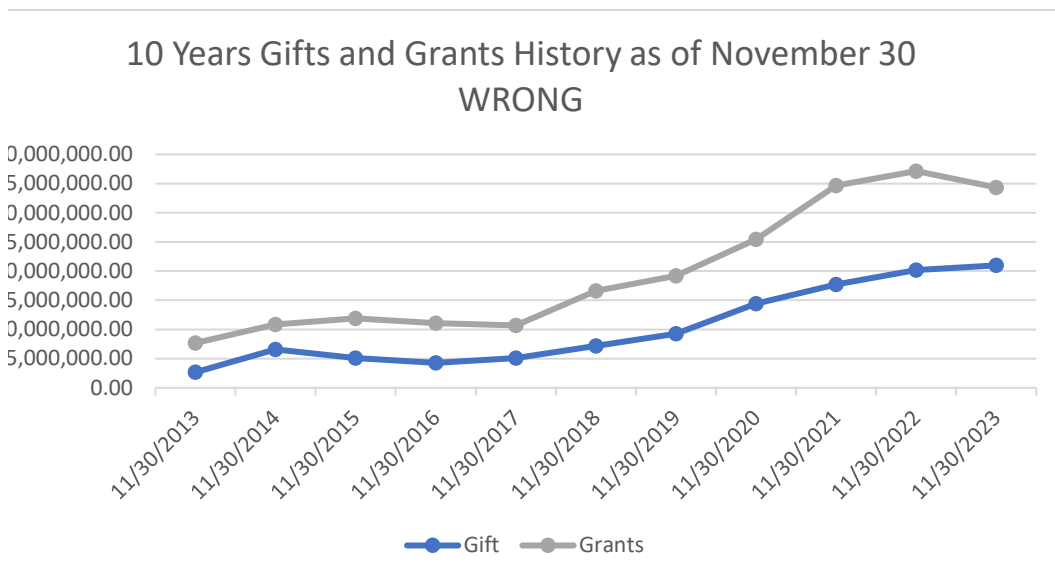
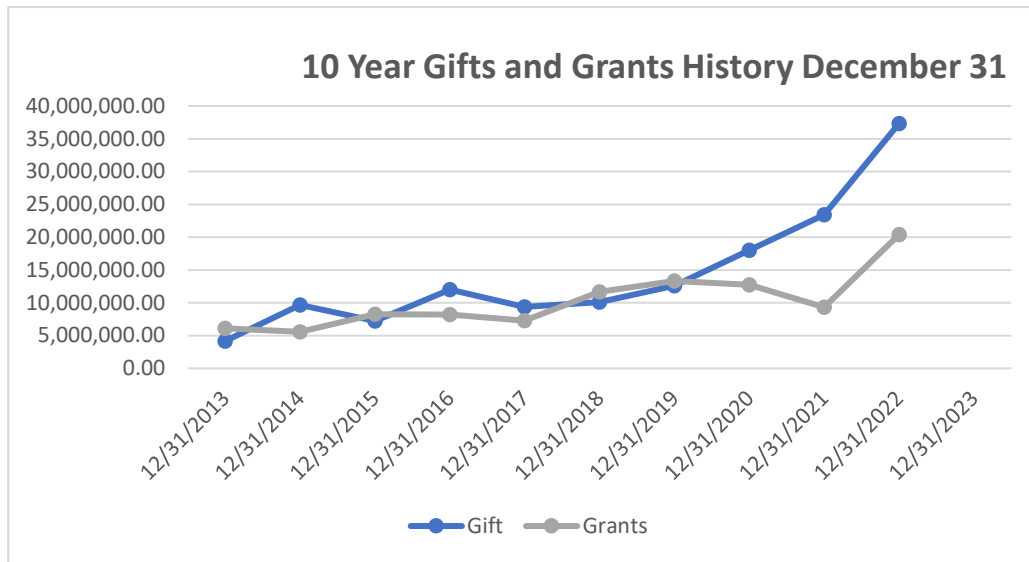


Year	Gift	Grants
11/30/2013	2,669,450.61	5,014,009.76
11/30/2014	6,573,025.60	4,288,207.49
11/30/2015	5,079,772.47	6,838,385.28
11/30/2016	4,268,856.33	6,834,330.19
11/30/2017	5,093,000.96	5,597,044.26
11/30/2018	7,198,078.12	9,407,068.72
11/30/2019	9,288,536.76	9,917,669.12
11/30/2020	14,445,367.16	11,010,444.17
11/30/2021	17,721,642.21	16,965,095.96
11/30/2022	20,176,631.44	16,965,095.96
11/30/2023	20,981,242.05	13,353,900.15

40  
30  
20  
10  
5

---

Year	Gift	Grants
11/30/2013	\$ 2,669,450.61	\$ 5,014,009.76
11/30/2014	\$ 6,573,025.60	\$ 4,288,207.49
11/30/2015	\$ 5,079,772.47	\$ 6,838,385.28
11/30/2016	\$ 4,268,856.33	\$ 6,834,330.19
11/30/2017	\$ 5,093,000.96	\$ 5,597,044.26
11/30/2018	\$ 7,198,078.12	\$ 9,407,068.72
11/30/2019	\$ 9,288,536.76	\$ 9,917,669.12
11/30/2020	\$ 14,445,367.16	\$ 11,010,444.17
11/30/2021	\$ 17,721,642.21	\$ 16,965,095.96
11/30/2022	\$ 20,176,631.44	\$ 16,965,095.96
11/30/2023	\$ 20,981,242.05	\$ 13,353,900.15



### 10 Years Gifts and Grants History as of November 30

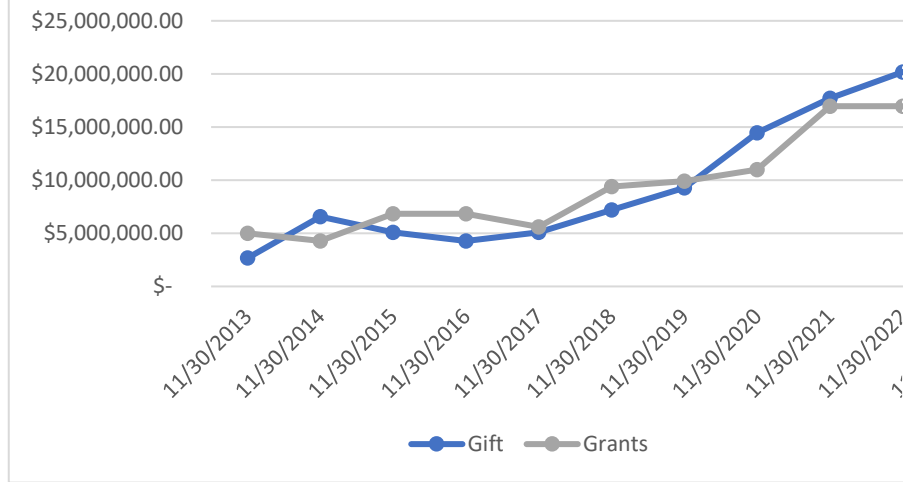
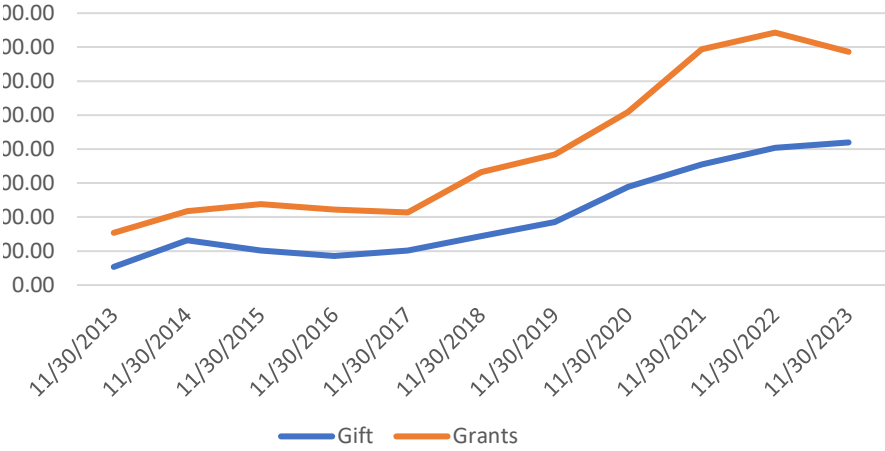


Chart Title





## 2023

	January-23	February-23	March-23	April-23	May-23	June-23
<b>gift</b>	608,554.29	108,318.82	3,024,123.21	868,927.69	1,097,433.52	339,882.44
<b>grant</b>	1,092,723.96	431,329.37	1,161,295.78	190,922.29	729,555.78	460,222.92
	-484,169.67	-323,010.55	1,862,827.43	678,005.40	367,877.74	-120,340.48

## 2022

	January-22	February-22	March-22	April-22	May-21	June-22
<b>gift</b>	346,549.83	952,401.79	988,849.92	332,764.44	4,976,457.08	186,869.30
<b>grant</b>	1,447,807.39	737,715.67	1,214,599.00	600,983.98	840,289.85	7,564,244.24
	-1,101,257.56	214,686.12	-225,749.08	-268,219.54	4,136,167.23	-7,377,374.94

## 2021

	January-21	February-21	March-21	April-21	May-21	June-21
<b>gift</b>	427,271.48	615,679.37	710,496.73	683,711.78	349,171.30	1,560,262.67
<b>grant</b>	591,276.08	447,731.60	227,572.48	1,021,203.92	234,620.35	445,836.29
	-164,004.60	167,947.77	482,924.25	-337,492.14	114,550.95	1,114,426.38

## 2020

	January-20	February-20	March-20	April-20	May-20	June-20
<b>gift</b>	239,888.73	455,419.37	414,970.25	784,518.45	964,450.01	3,001,684.58
<b>grant</b>	545,752.85	505,955.76	857,818.42	745,119.58	426,378.93	2,393,705.02
	-305,864.12	-50,536.39	-442,848.17	39,398.87	538,071.08	607,979.56

## 2019

	January-19	February-19	March-19	April-19	May-19	June-19
<b>gift</b>	119,906.10	48,628.55	452,835.40	1,199,710.26	557,998.17	786,473.13
<b>grant</b>	316,667.35	243,563.17	402,716.67	788,682.76	1,807,982.31	286,331.00
	-196,761.25	-194,934.62	50,118.73	411,027.50	-1,249,984.14	500,142.13

## 2018

	January-18	February-18	March-18	April-18	May-18	June-18
<b>gift</b>	923,033.67	43,460.36	571,372.23	48,725.02	1,580,619.70	573,080.45
<b>grant</b>	816,593.80	308,680.34	363,146.35	410,479.02	1,432,727.04	350,859.89
	106,439.87	-265,219.98	208,225.88	-361,754.00	147,892.66	222,220.56

## 2017

	January-17	February-17	March-17	April-17	May-17	June-17
<b>gift</b>	112,054.78	251,150.32	571,372.23	34,143.67	1,060,493.57	604,566.08
<b>grant</b>	370,349.06	342,887.25	553,041.11	230,611.07	294,334.94	580,560.16
	-258,294.28	-91,736.93	18,331.12	-196,467.40	766,158.63	24,005.92

## 2016

	January-16	February-16	March-16	April-16	May-16	June-16
<b>gift</b>	20,367.83	67,716.81	1,424,698.78	24,106.60	87,840.86	689,960.01
<b>grant</b>	226,262.18	590,449.35	1,775,929.23	330,886.98	360,439.88	249,274.36
	-205,894.35	-522,732.54	-351,230.45	-306,780.38	-272,599.02	440,685.65

## 2015

	January-15	February-15	March-15	April-15	May-15	June-15
<b>gift</b>	1,403,179.00	243,617.68	364,855.22	942,973.30	340,762.33	188,054.69
<b>grant</b>	196,035.85	259,974.19	478,054.45	669,117.59	286,585.27	594,460.87

	1,207,143.15	-16,356.51	-113,199.23	273,855.71	54,177.06	-406,406.18
--	--------------	------------	-------------	------------	-----------	-------------

2014

	January-14	February-14	March-14	April-14	May-14	June-14
<b>gift</b>	28,332.50	350,361.40	2,662,018.91	2,037,300.41	45,649.50	157,429.04
<b>grant</b>	211,113.18	127,642.98	875,723.38	157,218.06	430,781.43	238,857.20
	-182,780.68	222,718.42	1,786,295.53	1,880,082.35	-385,131.93	-81,428.16

2013

	January-13	February-13	March-13	April-13	May-13	June-13
<b>gift</b>	218,934.96	114,836.61	454,252.22	366,756.26	107,238.64	105,384.09
<b>grant</b>	141,764.72	520,132.17	241,803.91	319,612.12	156,961.49	276,484.89
	77,170.24	-405,295.56	212,448.31	47,144.14	-49,722.85	-171,100.80

2012

	January-12	February-12	March-12	April-12	May-12	June-12
<b>gift</b>	370,642.28	95,195.69	182,801.03	149,841.32	176,780.97	555,835.66
<b>grant</b>	357,977.22	242,978.50	179,461.39	203,231.50	117,566.24	141,630.50
	12,665.06	-147,782.81	3,339.64	-53,390.18	59,214.73	414,205.16

2011

	January-11	February-11	March-11	April-11	May-11	June-11
<b>gift</b>	25,692.59	37,723.63	236,765.96	27,902.99	169,487.14	181,252.30
<b>grant</b>	359,909.33	782,423.20	148,692.91	141,491.20	380,406.80	185,921.90
	-334,216.74	-744,699.57	88,073.05	-113,588.21	-210,919.66	-4,669.60

2010

	January-10	February-10	March-10	April-10	May-10	June-10
<b>gift</b>	40,123.14	243,413.69	147,513.82	290,745.74	102,706.18	213,030.63
<b>grant</b>	257,773.52	135,358.08	110,014.73	306,857.50	199,431.74	311,136.67
	-217,650.38	108,055.61	37,499.09	-16,111.76	-96,725.56	-98,106.04

2009

	January-09	February-09	March-09	April-09	May-09	June-09
<b>gift</b>	115,080.25	45,151.51	38,704.49	166,874.65	126,790.98	76,839.55
<b>grant</b>	499,724.97	142,047.68	270,732.87	170,561.88	343,451.34	86,868.49
	-384,644.72	-96,896.17	-232,028.38	-3,687.23	-216,660.36	-10,028.94

2008

	January-08	February-08	March-08	April-08	May-08	June-08
<b>gift</b>	315,763.91	138,343.99	98,217.58	100,556.29	123,470.75	73,942.20
<b>grant</b>	350,463.63	257,012.88	206,468.10	207,874.67	231,021.80	199,935.61
	-34,699.72	-118,668.89	-108,250.52	-107,318.38	-107,551.05	-125,993.41

2007

	January-07	February-07	March-07	April-07	May-07	June-07
<b>gift</b>	248,512.98	3,266,172.06	103,756.67	656,149.50	891,869.17	355,054.15
<b>grant</b>	286,393.97	266,589.43	309,861.55	556,037.32	289,864.44	349,069.92
	-37,880.99	2,999,582.63	-206,104.88	100,112.18	602,004.73	5,984.23

2006

	January-06	February-06	March-06	April-06	May-06	June-06
--	------------	-------------	----------	----------	--------	---------

<b>gift</b>	103,350.21	205,242.81	174,854.52	35,141.21	140,390.40	94,688.53
<b>grant</b>	269,239.14	382,421.73	189,035.52	60,842.13	169,976.49	265,105.64
	-165,888.93	-177,178.92	-14,181.00	-25,700.92	-29,586.09	-170,417.11

2005	January-05	February-05	March-05	April-05	May-05	June-05
<b>gift</b>	143,579.83	304,736.11	103,299.01	76,314.28	325,213.06	415,102.54
<b>grant</b>	360,529.58	328,579.40	144,941.98	123,928.66	236,537.42	394,875.74
	-216,949.75	-23,843.29	-41,642.97	-47,614.38	88,675.64	20,226.80

2004	January-04	February-04	March-04	April-04	May-04	June-04
<b>gift</b>	30,158.84	284,919.87	263,463.80	246,929.94	224,666.36	157,983.97
<b>grant</b>	352,323.57	265,833.59	245,284.73	101,466.73	229,864.19	113,105.00
	-322,164.73	19,086.28	18,179.07	145,463.21	-5,197.83	44,878.97

2003	January-03	February-03	March-03	April-03	May-03	June-03
<b>gift</b>	98,440.38	227,373.56	209,855.90	128,054.84	152,413.45	200,066.47
<b>grant</b>	274,657.60	292,149.63	58,246.12	81,844.85	251,680.77	76,976.18
	-176,217.22	-64,776.07	151,609.78	46,209.99	-99,267.32	123,090.29

2002	January-02	February-02	March-02	April-02	May-02	June-02
<b>gift</b>	329,925.15	182,388.29	246,269.26	304,660.15	279,929.15	230,135.08
<b>grant</b>	248,753.92	227,484.00	112,918.45	235,898.00	623,320.14	113,813.50
	81,171.23	-45,095.71	133,350.81	68,762.15	-343,390.99	116,321.58

2001	January-01	February-01	March-01	April-01	May-01	June-01
<b>gift</b>	324,601.21	36,674.33	308,644.81	268,424.96	153,414.17	161,375.89
<b>grant</b>	293,573.67	68,668.00	84,393.72	283,181.00	281,473.00	55,546.00
	31,027.54	-31,993.67	224,251.09	-14,756.04	-128,058.83	105,829.89

July-23	August-23	September-23	October-23	November-23	December-23
683,908.97	1,558,893.05	5,403,058.89	3,900,265.61	3,387,875.56	
576,950.20	676,528.20	1,194,953.75	2,829,908.30	4,009,509.60	
106,958.77	882,364.85	4,208,105.14	1,070,357.31	-621,634.04	0.00

July-22	August-22	September-22	October-22	November-22	December-22
1,563,093.49	567,334.82	3,856,317.03	522,179.86	5,883,813.88	17,147,296.34
554,939.62	681,631.74	708,905.25	1,317,827.83	1,296,151.39	3,422,285.89
1,008,153.87	-114,296.92	3,147,411.78	-795,647.97	4,587,662.49	13,725,010.45

July-21	August-21	September-21	October-21	November-21	December-21
1,725,239.39	5,565,223.32	3,911,552.74	977,971.66	1,195,061.77	5,703,342.64
282,989.69	787,356.27	577,559.83	703,829.53	600,747.99	3,410,278.15
1,442,249.70	4,777,867.05	3,333,992.91	274,142.13	594,313.78	2,293,064.49

July-20	August-20	September-20	October-20	November-20	December-20
1,063,493.95	481,620.33	3,265,491.55	557,542.11	3,216,287.83	3,558,426.81
620,450.30	321,545.19	554,330.98	1,282,574.06	2,756,813.08	1,748,372.58
443,043.65	160,075.14	2,711,160.57	-725,031.95	459,474.75	1,810,054.23

July-19	August-19	September-19	October-19	November-19	December-19
814,383.19	391,504.06	3,723,551.72	542,441.96	651,104.22	3,296,597.31
521,199.70	706,422.30	3,316,776.16	741,688.22	785,639.48	3,385,721.07
293,183.49	-314,918.24	406,775.56	-199,246.26	-134,535.26	-89,123.76

July-18	August-18	September-18	October-18	November-18	December-18
1,426,942.08	202,338.36	386,339.82	243,653.48	1,198,512.95	2,886,708.24
1,582,967.15	302,136.20	537,190.29	712,857.30	2,589,431.34	2,260,406.61
-156,025.07	-99,797.84	-150,850.47	-469,203.82	-1,390,918.39	626,301.63

July-17	August-17	September-17	October-17	November-17	December-17
390,692.23	586,750.31	251,365.75	406,133.71	824,278.31	4,297,277.80
550,032.06	339,540.09	1,446,765.83	319,940.40	568,982.29	1,663,513.18
-159,339.83	247,210.22	-1,195,400.08	86,193.31	255,296.02	2,633,764.62

July-16	August-16	September-16	October-16	November-16	December-16
388,349.98	519,283.95	650,559.19	161,572.35	234,399.97	7,742,672.33
883,195.87	1,273,926.70	250,751.63	503,154.57	390,059.44	1,348,063.65
-494,845.89	-754,642.75	399,807.56	-341,582.22	-155,659.47	6,394,608.68

July-15	August-15	September-15	October-15	November-15	December-15
330,136.11	259,261.38	463,015.27	317,042.37	226,875.12	2,123,752.56
362,770.71	1,306,677.56	1,254,773.54	729,063.51	700,871.74	1,396,297.88

-32,634.60	-1,047,416.18	-791,758.27	-412,021.14	-473,996.62	727,454.68
------------	---------------	-------------	-------------	-------------	------------

July-14	August-14	September-14	October-14	November-14	December-14
316,352.10	141,123.89	384,789.74	156,415.19	293,252.92	3,072,576.96
330,424.85	227,436.80	409,030.77	890,341.78	389,637.06	1,285,288.25
-14,072.75	-86,312.91	-24,241.03	-733,926.59	-96,384.14	1,787,288.71

July-13	August-13	September-13	October-13	November-13	December-13
341,570.25	172,123.09	52,867.89	260,432.51	475,054.09	1,492,955.65
1,505,405.63	222,175.52	591,551.13	573,664.99	464,453.19	1,091,164.78
-1,163,835.38	-50,052.43	-538,683.24	-313,232.48	10,600.90	401,790.87

July-12	August-12	September-12	October-12	November-12	December-12
225,091.71	255,890.71	98,808.39	9,579,346.17	646,110.41	1,985,196.96
334,544.58	167,420.55	233,025.22	435,197.14	294,497.05	818,668.35
-109,452.87	88,470.16	-134,216.83	9,144,149.03	351,613.36	1,166,528.61

July-11	August-11	September-11	October-11	November-11	December-11
556,986.92	152,115.41	119,625.23	685,000.82	117,407.20	1,037,902.69
273,993.80	175,739.21	190,922.33	440,073.17	322,473.73	574,432.76
282,993.12	-23,623.80	-71,297.10	244,927.65	-205,066.53	463,469.93

July-10	August-10	September-10	October-10	November-10	December-10
473,396.29	184,932.09	140,340.13	149,793.60	239,687.95	2,660,653.41
238,889.47	291,102.99	179,691.00	282,460.75	252,431.03	659,025.58
234,506.82	-106,170.90	-39,350.87	-132,667.15	-12,743.08	2,001,627.83

July-09	August-09	September-09	October-09	November-09	December-09
40,240.00	105,168.96	68,008.80	360,258.18	76,158.96	2,962,572.66
182,805.43	182,484.04	131,270.06	479,709.30	208,444.68	480,139.93
-142,565.43	-77,315.08	-63,261.26	-119,451.12	-132,285.72	2,482,432.73

July-08	August-08	September-08	October-08	November-08	December-08
113,432.69	313,413.10	283,704.94	184,240.75	42,723.40	764,722.02
243,025.25	183,635.76	245,614.09	530,816.74	213,050.61	229,494.44
-129,592.56	129,777.34	38,090.85	-346,575.99	-170,327.21	535,227.58

July-07	August-07	September-07	October-07	November-07	December-07
177,149.32	111,102.81	252,156.82	250,056.81	202,177.02	494,106.00
333,598.32	243,209.65	330,290.99	520,154.40	325,128.96	969,388.25
-156,449.00	-132,106.84	-78,134.17	-270,097.59	-122,951.94	-475,282.25

July-06	August-06	September-06	October-06	November-06	December-06
---------	-----------	--------------	------------	-------------	-------------

120,699.96	430,929.38	266,439.16	641,218.67	1,365,515.92	995,093.23
376,597.22	520,341.58	137,295.18	595,259.73	380,347.98	1,013,687.14
-255,897.26	-89,412.20	129,143.98	45,958.94	985,167.94	-18,593.91

July-05	August-05	September-05	October-05	November-05	December-05
36,820.22	101,997.30	208,333.38	235,471.35	980,709.79	1,939,407.28
137,223.17	155,153.96	222,797.36	351,353.71	350,257.24	766,627.05
-100,402.95	-53,156.66	-14,463.98	-115,882.36	630,452.55	1,172,780.23

July-04	August-04	September-04	October-04	November-04	December-04
117,446.23	307,073.82	124,126.75	140,749.14	741,071.75	989,495.17
159,572.89	286,370.24	225,149.15	221,322.77	495,865.19	708,562.88
-42,126.66	20,703.58	-101,022.40	-80,573.63	245,206.56	280,932.29

July-03	August-03	September-03	October-03	November-03	December-03
115,725.19	37,330.00	135,970.28	164,274.13	187,394.73	958,211.45
257,518.81	47,854.14	138,316.06	500,326.00	432,778.86	498,419.00
-141,793.62	-10,524.14	-2,345.78	-336,051.87	-245,384.13	459,792.45

July-02	August-02	September-02	October-02	November-02	December-02
37,830.67	164,670.96	71,930.76	93,518.88	66,020.30	652,704.34
111,663.10	186,923.17	84,164.00	148,934.43	419,529.59	471,501.74
-73,832.43	-22,252.21	-12,233.24	-55,415.55	-353,509.29	181,202.60

July-01	August-01	September-01	October-01	November-01	December-01
48,518.66	153,743.43	63,527.05	99,912.49	188,447.48	509,625.60
86,020.48	104,679.01	147,784.50	177,665.33	633,039.79	224,506.04
-37,501.82	49,064.42	-84,257.45	-77,752.84	-444,592.31	285,119.56

2023

20,981,242.05

13,353,900.15

7,627,341.90

2022

37,323,927.78

20,387,381.85

16,936,545.93

2021

23,424,984.85

9,331,002.18

14,093,982.67

2020

18,003,793.97

12,758,816.75

5,244,977.22

2019

12,585,134.07

13,303,390.19

-718,256.12

2018

10,084,786.36

11,667,475.33

-1,582,688.97

2017

9,390,278.76

7,260,557.44

2,129,721.32

2016

12,011,528.66

8,182,393.84

3,829,134.82

2015

7,203,525.03

8,234,683.16

-1,031,158.13

2014

9,645,602.56

5,573,495.74

4,072,106.82

2013

4,162,406.26

6,105,174.54

-1,942,768.28

2012

14,321,541.30

3,526,198.24

10,795,343.06

2011

3,347,862.88

3,976,480.34

-628,617.46

2010

4,886,336.67

3,224,173.06

1,662,163.61

2009

4,181,848.99

3,178,240.67

1,003,608.32

2008

2,552,531.62

3,098,413.58

-545,881.96

2007

7,008,263.31

4,779,587.20

2,228,676.11

2006

4,573,564.00

4,360,149.48

213,414.52

2005

4,870,984.15

3,572,805.27

1,298,178.88

2004

3,628,085.64

3,404,720.93

223,364.71

2003

2,615,110.38

2,910,768.02

-295,657.64

2002

2,659,982.99

2,984,904.04

-324,921.05

2001

2,316,910.08

2,440,530.54

-123,620.46