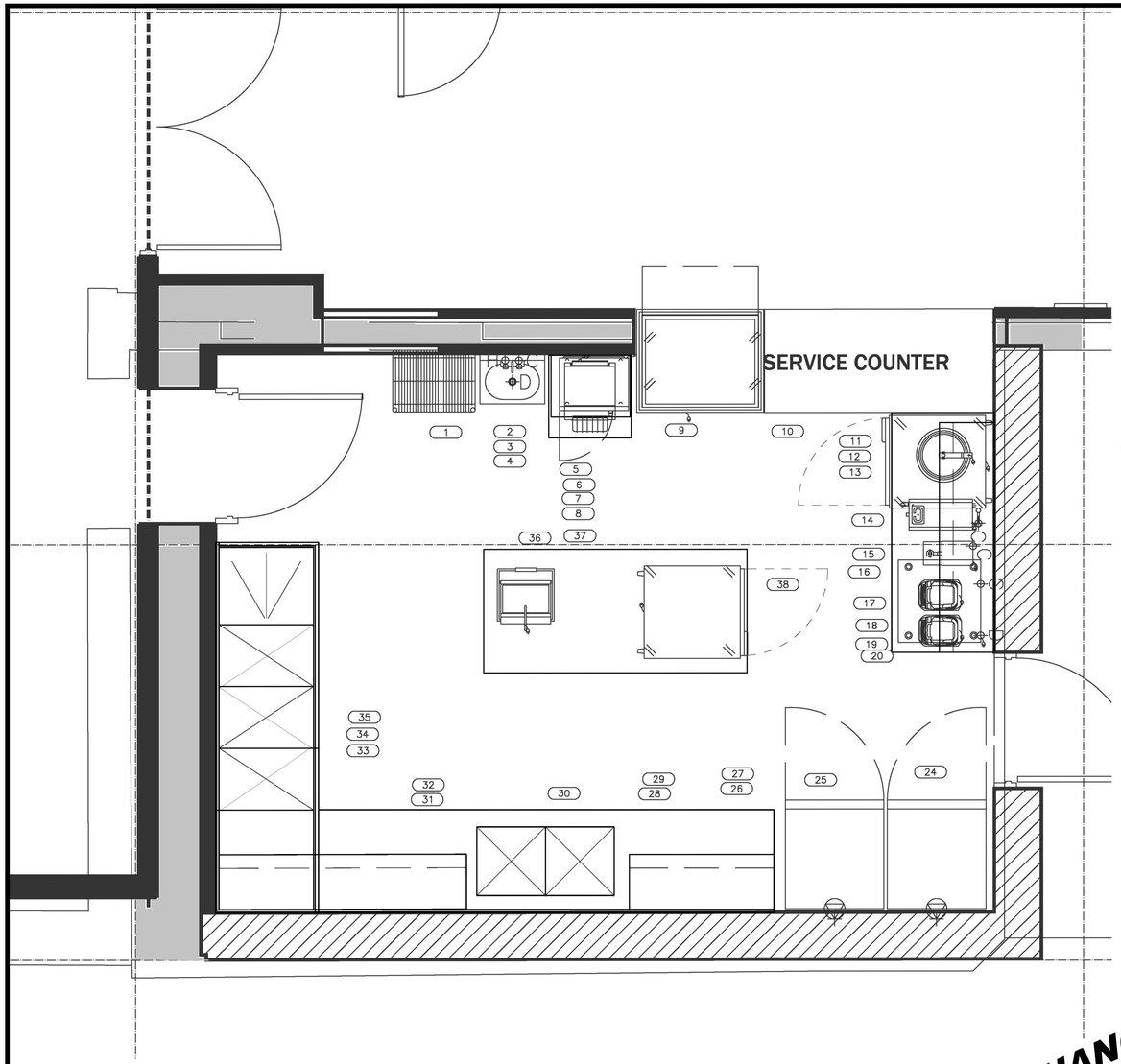

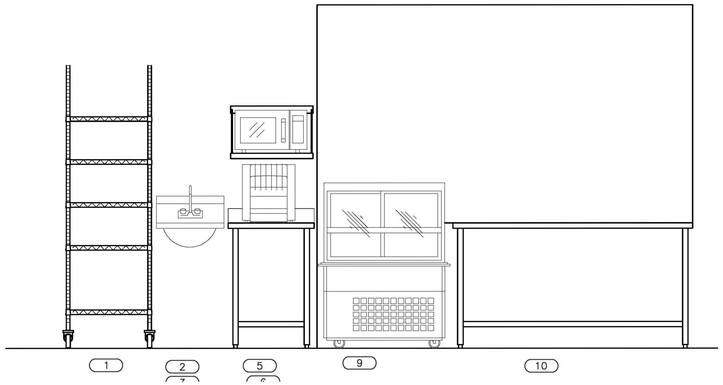

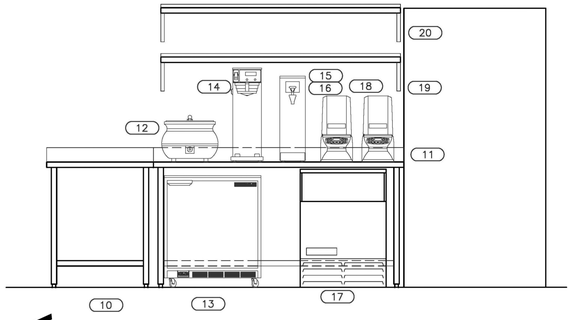

EQUIPMENT SCHEDULE

Item No	Supplier	Qty	Description
1	HESCO	1	MOBILE SHELVING
2	HESCO	1	HAND SINK
3	HESCO	1	SOAP AND TOWEL DISPENSER
4	HESCO	1	WASTE RECEPTACLE
5	HESCO	1	CONVEYOR TOASTER
6	HESCO	1	SS TOASTER TABLE
7	HESCO	1	MICROWAVE
8	HESCO	1	MICROWAVE WALL SHELF
9	HESCO	1	DISPLAY CASE – AMBIENT
10	HESCO	1	SS SERVICE COUNTER
11	HESCO	1	SS BEVERAGE STATION
12	HESCO	1	SOUP WARMER
13	HESCO	1	UNDERCOUNTER COOLER
14	HESCO	1	SPECIALTY DRINK DISPENSER
15	HESCO	1	HOT WATER DISPENSER
16	HESCO	1	WATER FILTER
17	HESCO	1	UNDERCOUNTER ICE MACHINE
18	HESCO	1	BLENDERS
19	HESCO	1	LOWER WALL SHELF
20	HESCO	1	UPPER WALL SHELF
21	HESCO	1	SPARE
22	HESCO	1	SPARE
23	HESCO	1	SPARE
24	HESCO	1	SINGLE DOOR FREEZER
25	HESCO	1	SINGLE DOOR COOLER
26	HESCO	1	LOWER WALL SHELF
27	HESCO	1	UPPER WALL SHELF
28	HESCO	1	WASTE RECEPTACLE
29	HESCO	1	SS TABLE w/ 2 COMP SINKS
30	HESCO	1	PRE-WASH SPRAY – BIG FLO
31	HESCO	1	LOWER WALL SHELF
32	HESCO	1	UPPER WALL SHELF
33	HESCO	1	SS TABLE w/ 3 SINKS
34	HESCO	1	PRE-WASH SPRAY – BIG FLO
35	HESCO	1	FAUCET – BIG FLO
36	HESCO	1	SPARE
36	HESCO	1	PANINI PRESS
37	HESCO	1	SS WORK TABLE
37	HESCO	1	SPARE
38	HESCO	1	SPARE
38	HESCO	1	UNDERCOUNTER FREEZER

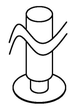

FLANGED FEET
UNDER ALL TABLES

PRELIMINARY PLANS - SUBJECT TO CHANGE

GENERAL NOTES:

1. ALL EQUIPMENT SET IN PLACE BY KITCHEN EQUIPMENT CONTRACTOR, LEVELED FLASHED AND MADE READY FOR FINAL CONNECTIONS BY PLUMBER, ELECTRICIAN, GAS, STEAM AND OTHER TRADES.
2. ALL SUBTRADES TO CHECK WITH KITCHEN EQUIPMENT CONTRACTOR TO VERIFY FINAL ROUGH-IN DATA BEFORE COMMENCING WORK.
3. A MINIMUM CLEAR OPENING OF 3FT. (915mm) WIDE X 7FT. (2134mm) HIGH MUST BE PROVIDED FOR ENTRY AND PLACING OF EQUIPMENT.
4. CONDUITS REQUIRED FOR IN-SLAB REFRIGERATION LINES AND SLEEVES THROUGH FLOOR, CEILING, OR WALLS, ARE NOT THE RESPONSIBILITY OF KITCHEN EQUIPMENT CONTRACTOR.
5. ELECTRICIANS TO SUPPLY SEPARATELY FUSED CIRCUIT, AVAILABLE 24 HOURS PER DAY FOR CONTROL CIRCUIT ON EXHAUST VENTILATOR AND INTERWIRE SEPARATE COMPONENTS.
6. ELECTRICIANS TO CONNECT WIRING TO REFRIGERATOR CONDENSING UNITS, INCLUDING CONTROL WIRING.
7. PLUMBER TO ENSURE A PRESSURE REDUCING VALVE, SET AT 20 TO 30 LBS. PER SQUARE INCH FLOW PRESSURE, IS INSTALLED IN HOT WATER LINE TO THE BOOSTER AND THAT AN AIR CUSHION EXPANSION CHAMBER IS INSTALLED BETWEEN THIS PRESSURE REDUCING VALVE AND THE DISHWASHER. ALSO PLUMB IN VENTILATOR GAS SOLENOID, IF ANY.
8. THE VENTILATION SYSTEM WILL BE EXHAUSTING ___ CFM OF AIR AND IT IS NECESSARY THAT 80% OR ___CFM OR AIR BE REPLACED IN THE KITCHEN, IN ORDER THAT THE VENTILATION WORKS AT 100% EFFICIENCY. IT IS ADVISABLE THAT YOU WORK WITH YOUR AIR CONDITIONING OR HEATING CONTRACTOR TO INSTALL A MAKE-UP AIR UNIT IN YOUR PREMISES.
9. ALL SERVICES FOR EQUIPMENT SUPPLIED BY OTHERS/OWNER SHOULD BE CONFIRMED BY OTHERS.
10. PLUMBING CONTRACTOR TO PROVIDE WATER SUPPLY AND WASTE SERVICES FOR REFRIGERATION EVAPORATIVE WATER COOLER, PROVIDE BACK FLOW PREVENTOR ASSEMBLY ON WATER SUPPLY LINE. PLUMBING CONTRACTOR TO MAKE ALL FINAL CONNECTION. CONDENSATE LINES TO BE SUPPLIED AND INSTALLED AT A MAXIMUM POSSIBLE SLOPE. CONDENSATE LINES IN FREEZER REQUIRES HEAT TAPE INSULATION. REFRIGERATION CONTRACTOR SHALL FURNISH AND INSTALL ALL INTERCONNECTING REFRIGERANT PIPING UNLESS NOTED OTHERWISE.
11. PLUMBING CONTRACTOR TO BRING ADEQUATELY SIZED GAS LINE DOWN, WHERE SHOWN, INSTALL GAS SAFETY SHUT-OFF VALVE (SUPPLIED BY HESCO) AND THEN HOOK-UP ITEMS #41 (2ea CONNECTIONS REQUIRED), #43, #44, #45, #48 & #52.
12. GENERAL CONTRACTOR TO SUPPLY AND INSTALL GUM BOXES AND REFRIGERATION SLEEPERS ON ROOF.

SYMBOL LEGEND

MECHANICAL		ELECTRICAL	
WASTE		SINGLE PURPOSE RECEPTACLE	
COLD WATER		DUPLEX RECEPTACLE	
HOT WATER		SPECIAL PURPOSE RECEPTACLE	
FLOOR DRAIN		JUNCTION BOX	
FUNNEL FLOOR DRAIN		LIGHT	
HUB DRAIN		SINGLE PHASE WIRED IN	
GAS CONNECTION		THREE PHASE WIRED IN	
DUCT CONNECTION		U/O UTILITY OUTLET	
REFRIGERATION /POP SLEEVE		FIELD WIRING BY DIV. 16 (ELECTRICAL)	

DATE:	REVISIONS:
2026/09/10	CONCEPT PLAN ISSUED FOR CLIENT REVIEW

COPYRIGHT RESERVERED. THIS DRAWING IS THE PROPERTY OF HESCO AND IS LOANED SUBJECT TO THE CONDITION THAT IT IS NOT TO BE COPIED, REPRODUCED, OR DISTRIBUTED, EITHER IN WHOLE OR IN PART, AND IS NOT TO BE USED DIRECTLY, OR INDIRECTLY, EXCEPT WITH THE AUTHORITY OF HESCO.

DATE:	2026/09/10
SCALE:	N.T.S.
DESIGN:	D.B.
DRAWN:	--
FILE NO.:	---/--/---

PROJECT:

CONCEPT LAYOUT

JEWISH COMMUNITY CENTRE EDMONTON

KE1/1

HESCO
Unit 4, 1005 Eby Road SW
EDMONTON, ALBERTA
T6X 2N9
Tel: (780) 429-2727 Fax: (780) 428-0782