



2017 COLLIER COUNTY JEWISH COMMUNITY STUDY

TECHNICAL APPENDICES



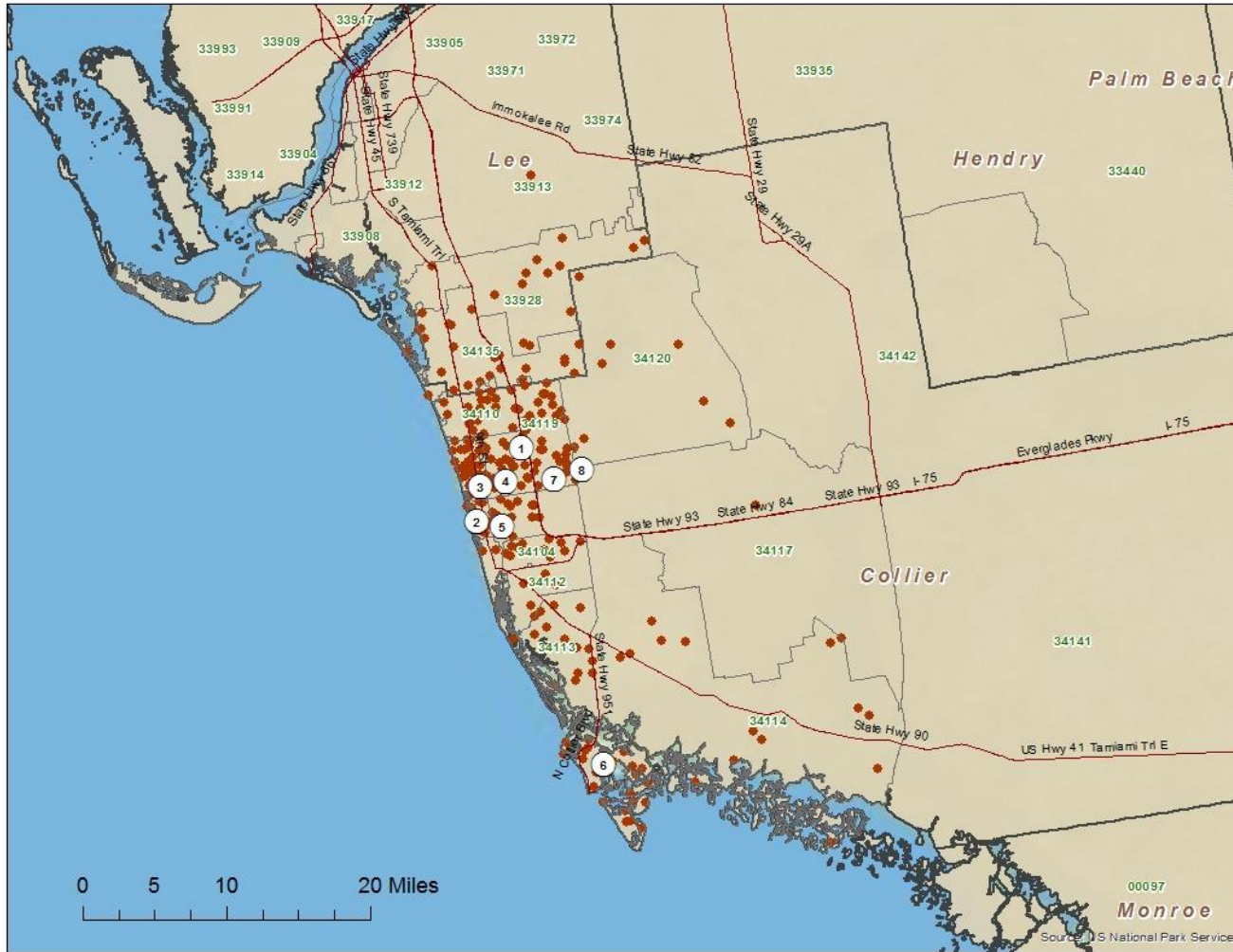
**THE STRENGTH OF A PEOPLE
THE POWER OF A COMMUNITY**



MATTHEW BOXER | MATTHEW A. BROOKNER

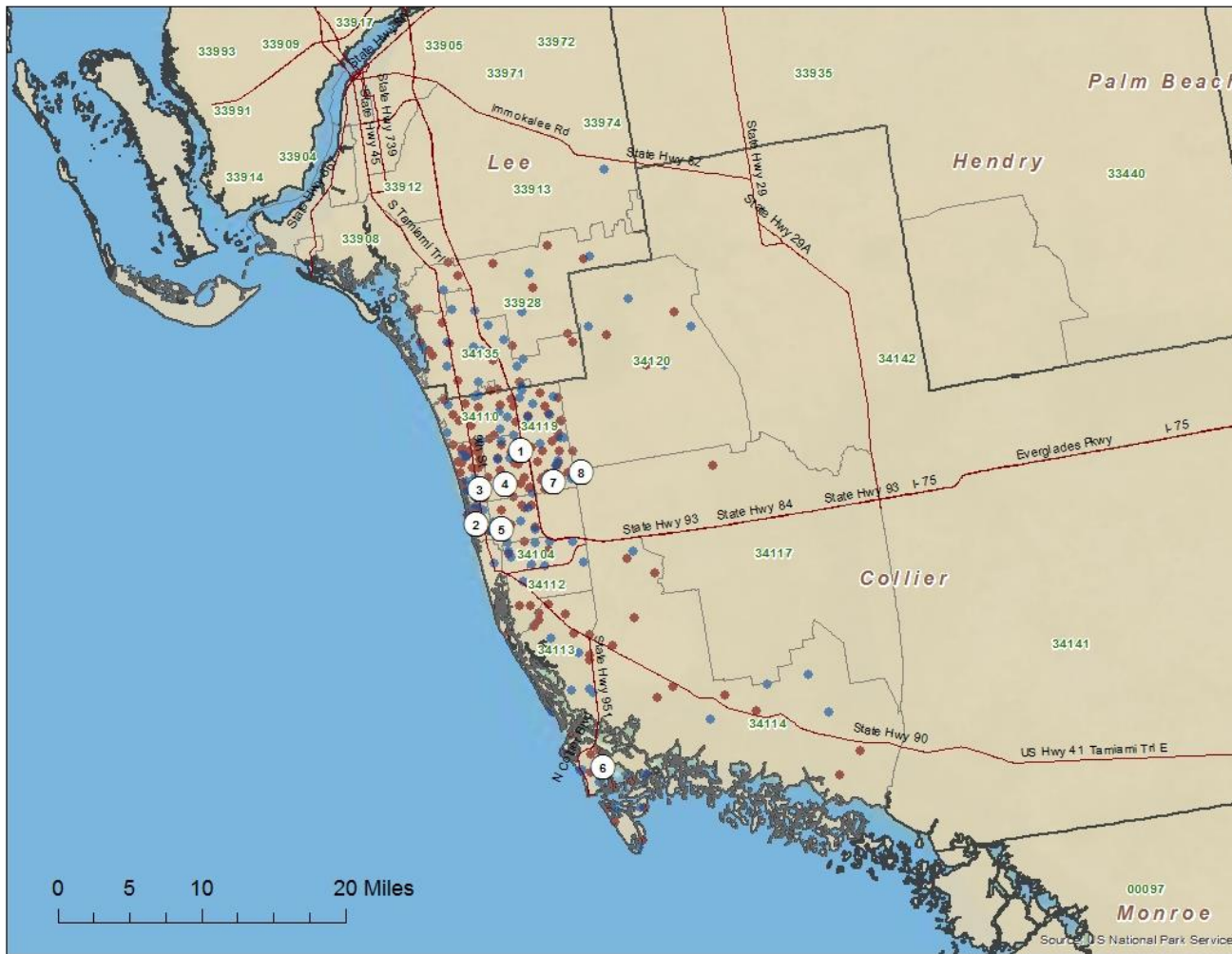
Appendix D: Maps

Dot Density Map of Jewish Households in the Greater Naples Area



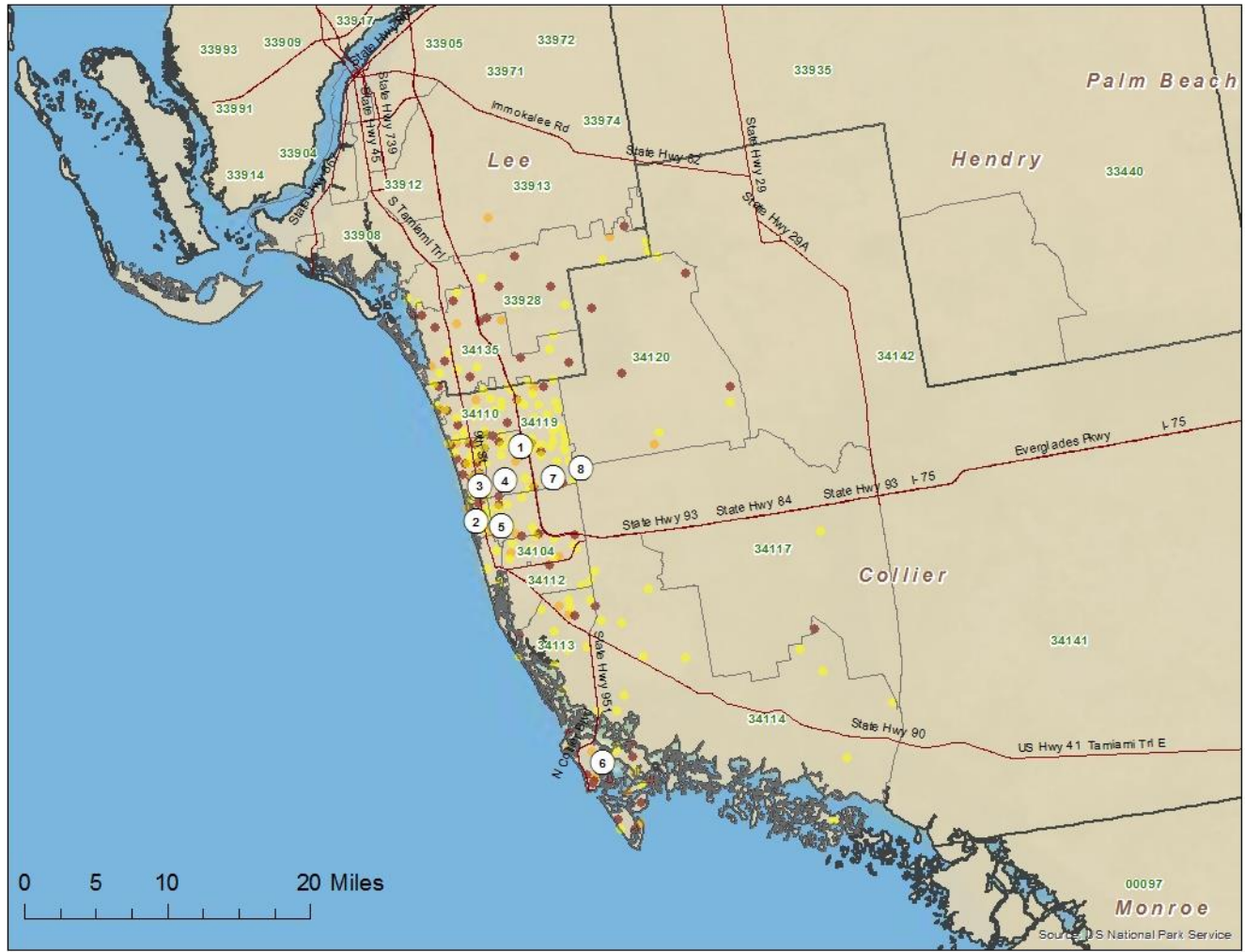
- Legend**
- 1 – Jewish Federation of Collier County, Humanistic Jewish Chavurah
 - 2 – Holocaust Museum and Education Center of Southwest Florida
 - 3 – Jewish Family and Community Services of Southwest Florida
 - 4 – Beth Tikvah of Naples
 - 5 – Chabad of Naples Jewish Community Center
 - 6 – Jewish Congregation of Marco Island
 - 7 – Naples Jewish Congregation
 - 8 – Temple Shalom
 - = 20 households

Dot Density Map of Length of Jewish Households' Residence in the Greater Naples Area



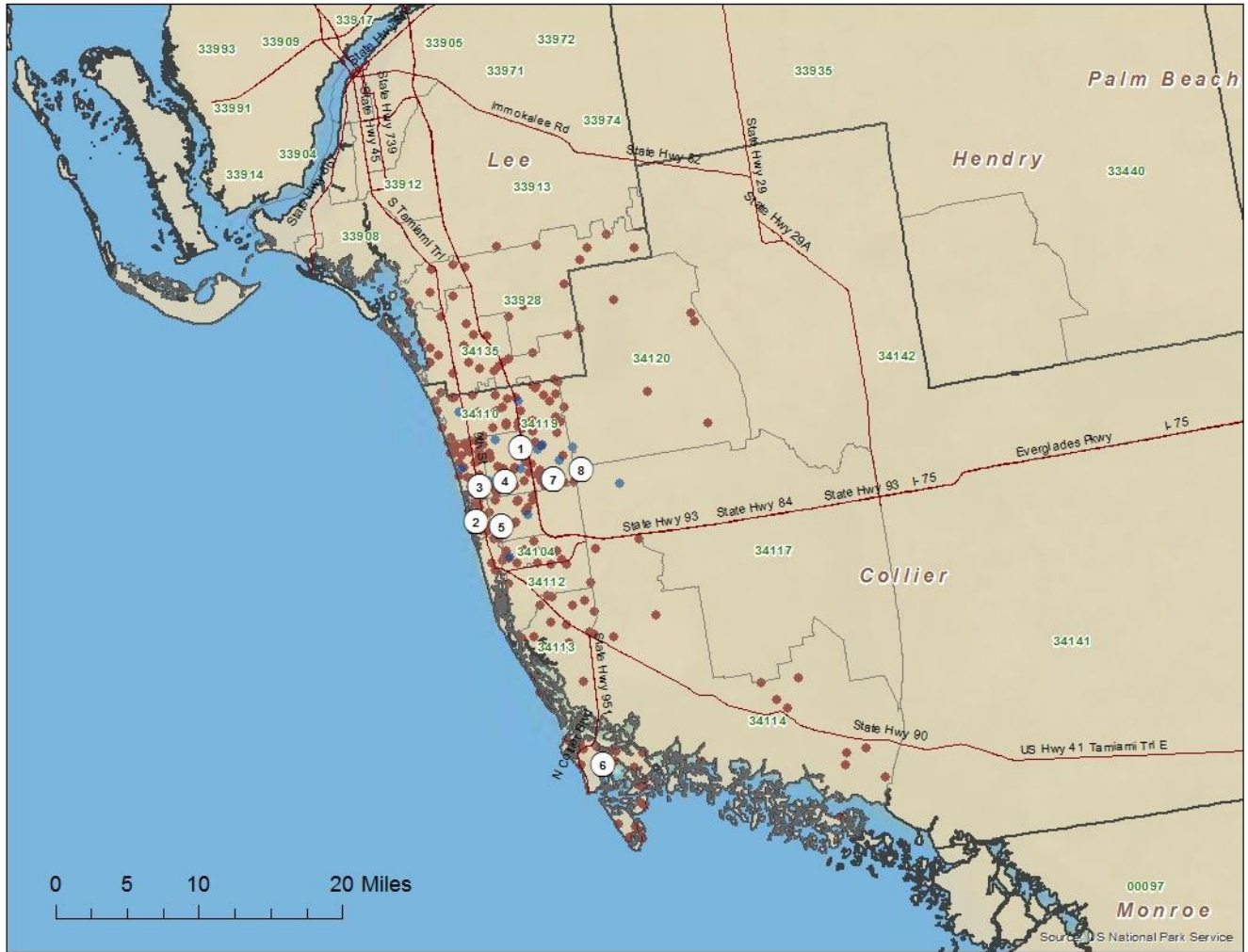
- Legend**
- 1 – Jewish Federation of Collier County, Humanistic Jewish Chavurah
 - 2 – Holocaust Museum and Education Center of Southwest Florida
 - 3 – Jewish Family and Community Services of Southwest Florida
 - 4 – Beth Tikvah of Naples
 - 5 – Chabad of Naples Jewish Community Center
 - 6 – Jewish Congregation of Marco Island
 - 7 – Naples Jewish Congregation
 - 8 – Temple Shalom
- = 20 households living in the Greater Naples area 10 years or more
 - = 20 households living in the Greater Naples area fewer than 10 years

Dot Density Map of Length of Seasonal and Year-Round Residents in the Greater Naples Area



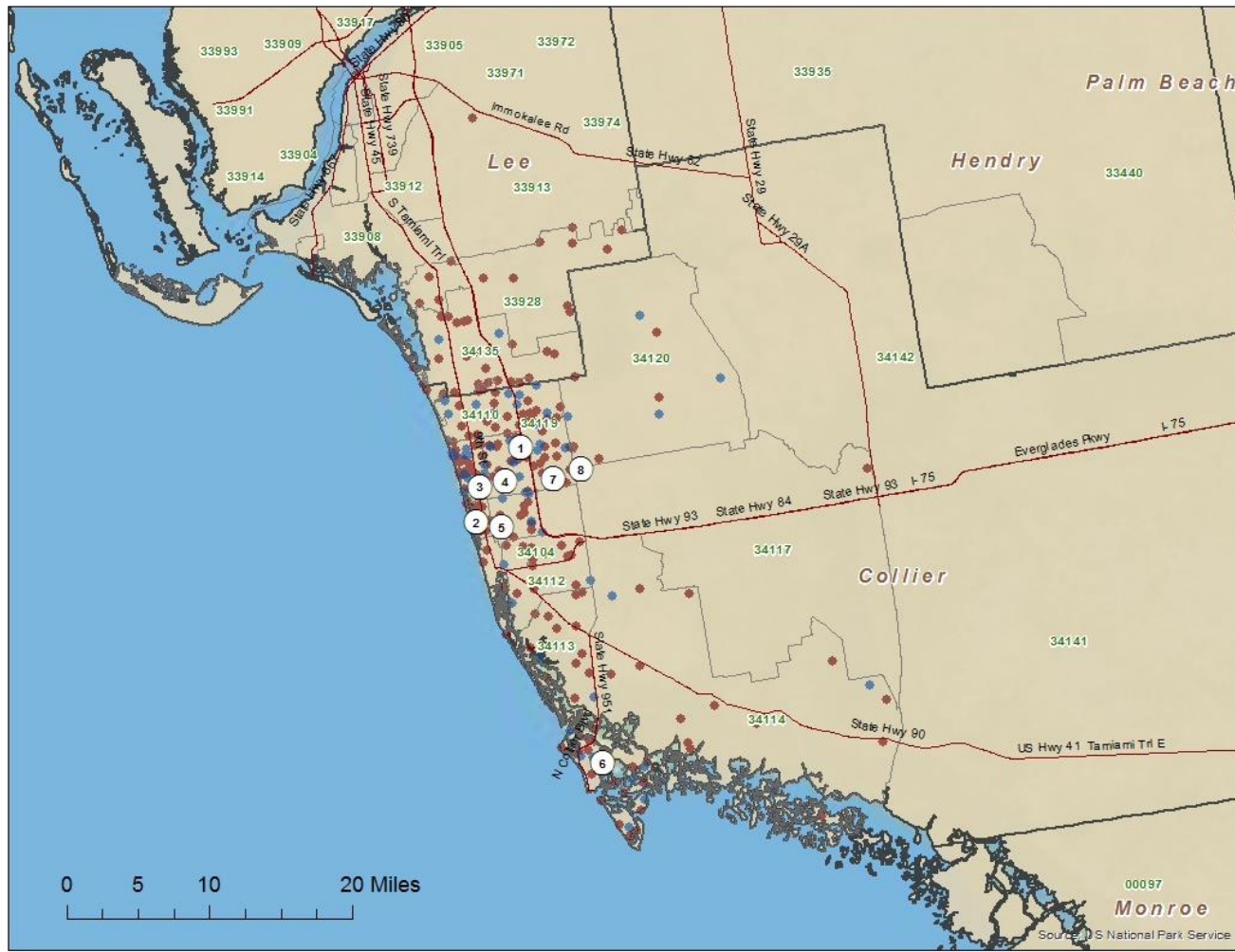
- Legend**
- 1 – Jewish Federation of Collier County, Humanistic Jewish Chavurah
 - 2 – Holocaust Museum and Education Center of Southwest Florida
 - 3 – Jewish Family and Community Services of Southwest Florida
 - 4 – Beth Tikvah of Naples
 - 5 – Chabad of Naples Jewish Community Center
 - 6 – Jewish Congregation of Marco Island
 - 7 – Naples Jewish Congregation
 - 8 – Temple Shalom
- = 20 seasonal households, primary residence
 - = 20 seasonal households, secondary residence
 - = 20 year-round households

Dot Density Map of Households With and Without Children in the Greater Naples Area



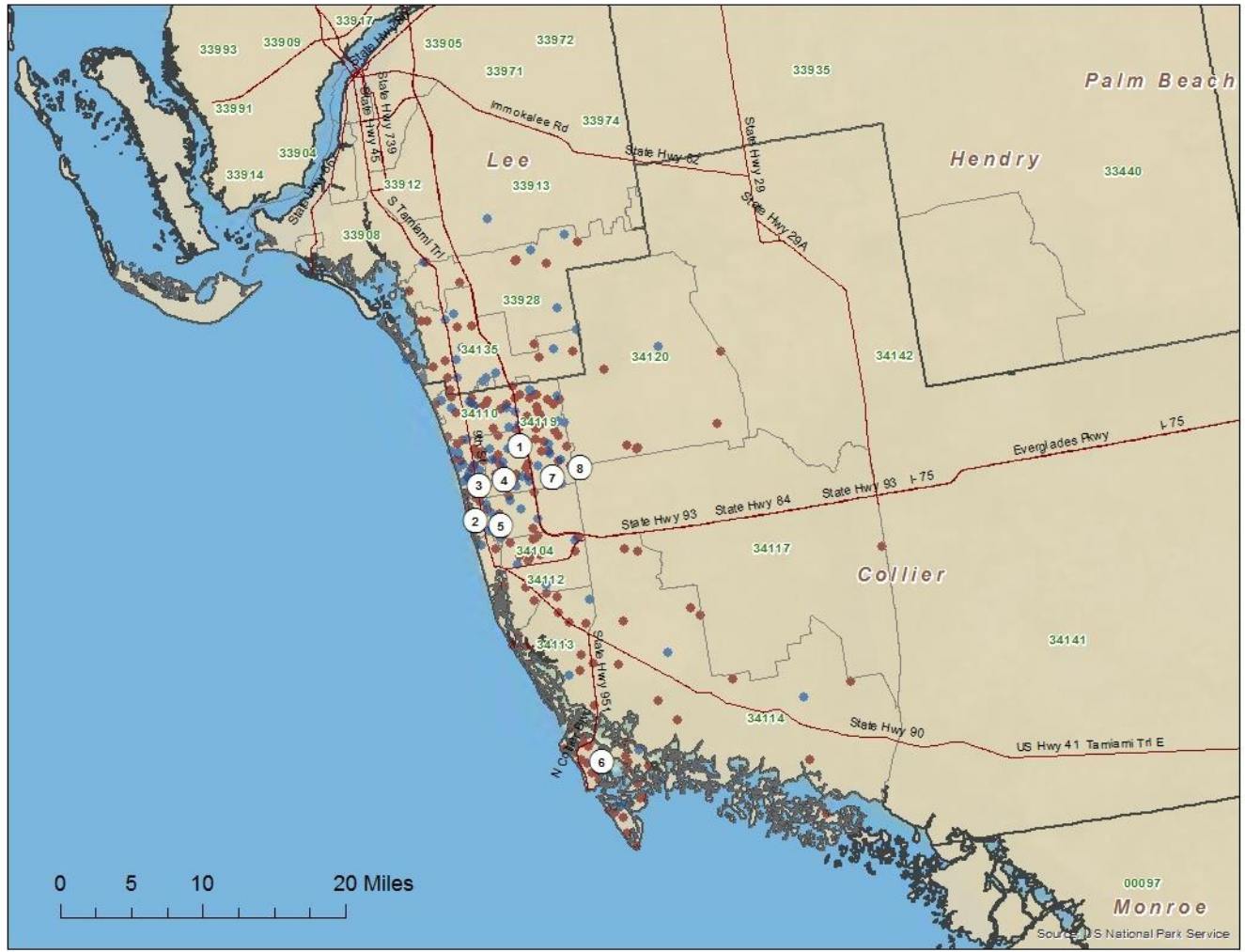
- Legend**
- 1 – Jewish Federation of Collier County, Humanistic Jewish Chavurah
 - 2 – Holocaust Museum and Education Center of Southwest Florida
 - 3 – Jewish Family and Community Services of Southwest Florida
 - 4 – Beth Tikvah of Naples
 - 5 – Chabad of Naples Jewish Community Center
 - 6 – Jewish Congregation of Marco Island
 - 7 – Naples Jewish Congregation
 - 8 – Temple Shalom
- = 20 households without children
 - = 20 households with children

Dot Density Map of Members of Collier County Congregations in the Greater Naples Area



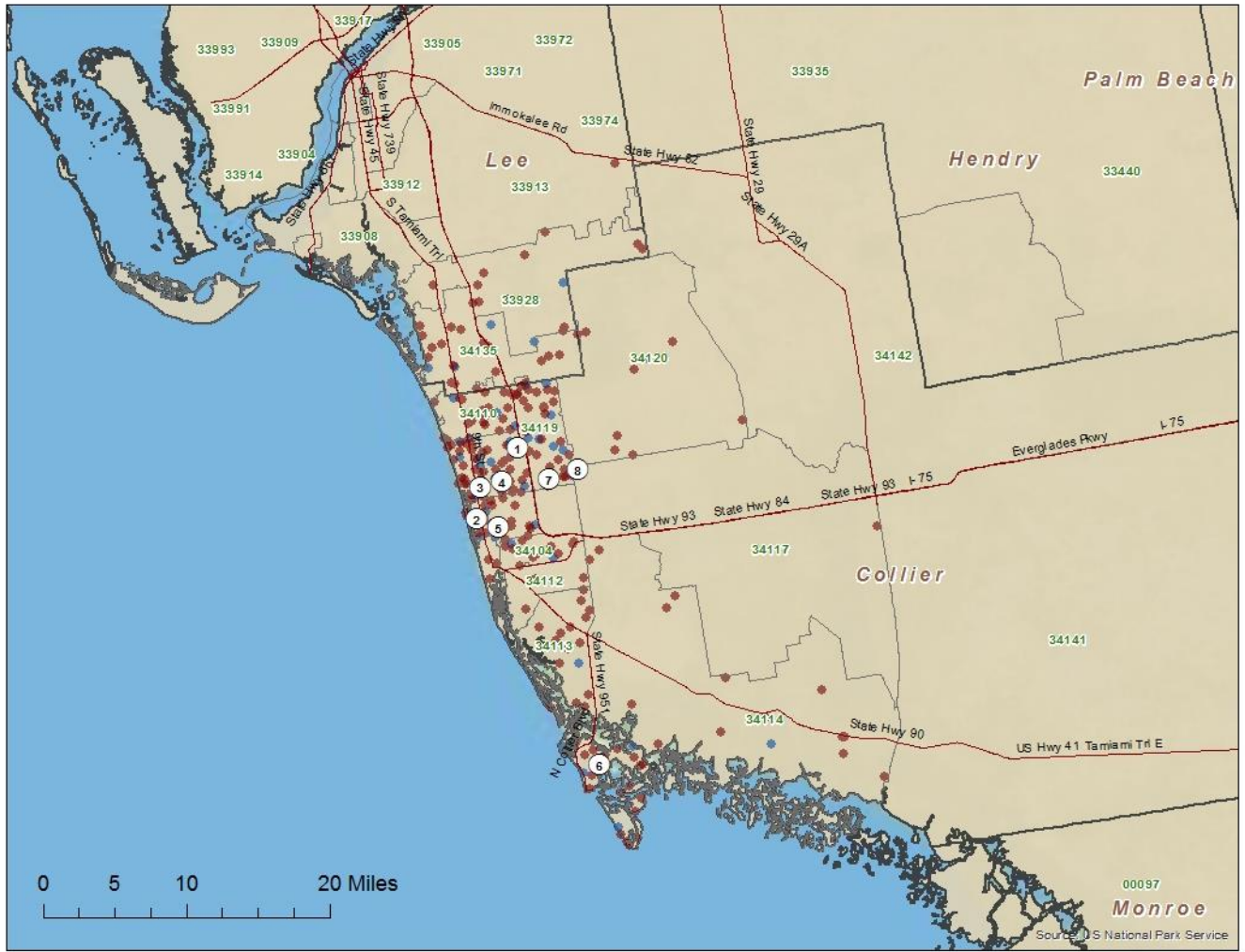
- Legend**
- 1 – Jewish Federation of Collier County, Humanistic Jewish Chavurah
 - 2 – Holocaust Museum and Education Center of Southwest Florida
 - 3 – Jewish Family and Community Services of Southwest Florida
 - 4 – Beth Tikvah of Naples
 - 5 – Chabad of Naples Jewish Community Center
 - 6 – Jewish Congregation of Marco Island
 - 7 – Naples Jewish Congregation
 - 8 – Temple Shalom
- = 20 households, not members of Collier County congregations
 - = 20 households, members of Collier County congregations

Dot Density Map of MCA/WCA Member Households in the Greater Naples Area



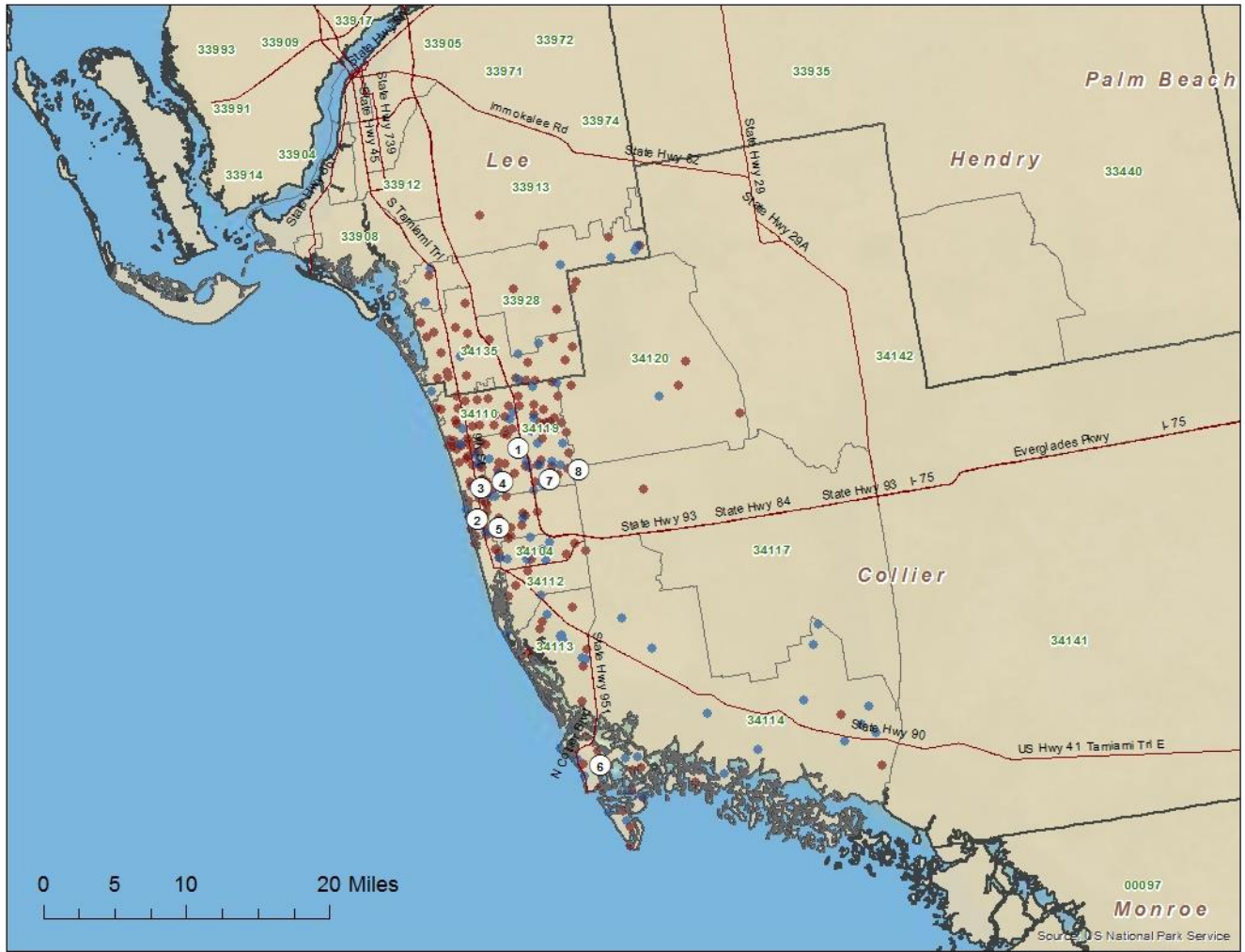
- Legend**
- 1 – Jewish Federation of Collier County, Humanistic Jewish Chavurah
 - 2 – Holocaust Museum and Education Center of Southwest Florida
 - 3 – Jewish Family and Community Services of Southwest Florida
 - 4 – Beth Tikvah of Naples
 - 5 – Chabad of Naples Jewish Community Center
 - 6 – Jewish Congregation of Marco Island
 - 7 – Naples Jewish Congregation
 - 8 – Temple Shalom
- = 20 households, not members of MCA/WCA
 - = 20 households, members of MCA/WCA

Dot Density Map of Highly Involved Respondents in the Greater Naples Area



- Legend**
- 1 – Jewish Federation of Collier County, Humanistic Jewish Chavurah
 - 2 – Holocaust Museum and Education Center of Southwest Florida
 - 3 – Jewish Family and Community Services of Southwest Florida
 - 4 – Beth Tikvah of Naples
 - 5 – Chabad of Naples Jewish Community Center
 - 6 – Jewish Congregation of Marco Island
 - 7 – Naples Jewish Congregation
 - 8 – Temple Shalom
- = 20 households, moderate, low, or no involvement levels
 - = 20 households, high involvement level

Dot Density Map of Uninvolved Respondents in the Greater Naples Area



- Legend**
- 1 – Jewish Federation of Collier County, Humanistic Jewish Chavurah
 - 2 – Holocaust Museum and Education Center of Southwest Florida
 - 3 – Jewish Family and Community Services of Southwest Florida
 - 4 – Beth Tikvah of Naples
 - 5 – Chabad of Naples Jewish Community Center
 - 6 – Jewish Congregation of Marco Island
 - 7 – Naples Jewish Congregation
 - 8 – Temple Shalom
- = 20 households, high, moderate, or low involvement levels
 - = 20 households, no formal involvement level