





How to Report Antisemitism on Instagram

Report a post through Instagram's Feed (aka report a grid post)



1. Tap  (iPhone) or  (Android) above the post.
2. Tap **Report**.
3. Follow the on-screen instructions.

Report through stories (aka report a user's story) – (note that stories only last 24-hours, so consider screenshotting to launch further reports against user at a later time if necessary)




1. Tap  (iPhone) or  (Android) above the post.
2. Tap **Report**.
3. Follow the on-screen instructions.

Report someone through Direct (aka report a message)

To restrict someone through Direct:

1. Tap  or  in the top right of Feed.
2. Tap the chat with the person you want to report.
3. Tap the person's name at the top of your chat.
4. Tap **Report**, then follow the on-screen instructions.

Report someone through their profile (aka report a user)

1. Tap their username from their Feed or story post, or tap  and search their username to go to their profile.
2. Tap  (iPhone) or  (Android) in the top right of the profile.
3. Tap **Report**.
4. Follow the on-screen instructions.

Currently, you can report a post for any of the following reasons:

- Spam
- Nudity or sexual activity
- Hate speech or symbols
- Racist language or activity
- Violence or dangerous organizations

- **Bullying or harassment**
- Selling illegal or regulated goods
- Intellectual property violations
- Suicide or self-injury

How to Report Antisemitism on Twitter

Anyone can report abusive behavior directly from a Tweet, profile, or Direct Message.

To report a Tweet:

1. Navigate to the Tweet you'd like to report on twitter.com or from the Twitter for iOS or Android app.
2. Click or tap the icon.
3. Select **Report**.
4. Select **It's abusive or harmful**.
5. Next, we'll ask you to provide more information about the issue you're reporting. We may also ask you to select additional Tweets from the account you're reporting so we have better context to evaluate your report.
6. We will include the text of the Tweets you reported in our follow-up emails and notifications to you. To opt-out of receiving this information, please uncheck the box next to **Updates about this report can show these Tweets**.
7. Once you've submitted your report, we'll provide recommendations for additional actions you can take to improve your Twitter experience.

To report an Account:

1. Go to the account profile and click or tap the **overflow** icon
2. Select **Report**.
3. Select **They're being abusive or harmful**.
4. Next, we'll ask you to provide additional information about the issue you're reporting. We may also ask you to select Tweets from that account so we have better context to evaluate your report.
5. We will include the text of the Tweets you reported in our follow-up emails and notifications to you. To opt-out of receiving this information, please uncheck the box next to **Updates about this report can show these Tweets**.
6. Once you've submitted your report, we'll provide recommendations for additional actions you can take to improve your Twitter experience.

Note: You can report an account that you have blocked or that has blocked you. Go to that account's profile and click or tap the overflow icon and then select Report.

To report a Direct Message:

1. Click into the Direct Message conversation and find the message you'd like to report. (To report the entire conversation, click the **more** icon)
2. Hover over the message and click the **Report message** icon when it appears.
3. You can also click on the **information icon** and select **Report @username**.
4. If you select **It's abusive or harmful**, we'll ask you to provide additional information about the issue you're reporting. We may also ask you to select additional messages from the account you're reporting so we have better context to evaluate your report.
5. Once you've submitted your report, we'll provide recommendations for additional actions you can take to improve your Twitter experience.

Note: Additionally, you have the option of reporting a conversation from a group message.

How to Report Antisemitism on TikTok

To report a video:

1. Go to video.
2. Tap **Share**.
3. Select **Report** and follow the instructions provided.

To report a comment:

1. Long press the comment that you want to report.
2. Select **Report** and follow the instructions provided.

To report a direct message:

1. Go to the direct message.
2. Tap ... to open your settings.
3. Select **Report** and follow the instructions provided.

To report a user:

1. Go to the user's profile.
2. Tap
3. Select **Report** and follow the instructions provided.

To report a sound:

1. Go to the sound.
2. Tap **Share**.
3. Select **Report sound**.
4. Submit your report.

To report a hashtag:

1. Tap the hashtag you want to report.
2. Tap **Share**.
3. Select **Report** and follow the instructions provided.

To report a LIVE video:

1. Go to the LIVE video.
2. Tap **Share**.
3. Select **Report** and follow the instructions provided.

To report a LIVE comment:

1. Go to the LIVE video.
2. Long-press the comment that you want to report.
3. Select **Report** and follow the instructions provided.