



2021

# Kansas City Jewish Community Study

## Technical Appendices



Jewish Federation  
OF GREATER KANSAS CITY

 **NORC** at the  
University of  
Chicago

**Brandeis**

COHEN CENTER FOR  
MODERN JEWISH STUDIES  
STEINHARDT SOCIAL  
RESEARCH INSTITUTE

Revised 06/03/22

© 2022 Brandeis University Maurice and Marilyn Cohen Center for Modern Jewish Studies  
[www.brandeis.edu/cmjs](http://www.brandeis.edu/cmjs)

The Cohen Center for Modern Jewish Studies (CMJS), founded in 1980, is dedicated to providing independent, high-quality research on issues related to contemporary Jewish life.

The Cohen Center is also home of the Steinhardt Social Research Institute (SSRI). Established in 2005, SSRI uses innovative research methods to collect and analyze sociodemographic data on the Jewish community.

# Table of Contents

Appendix A: Methodology .....	1
Appendix B. Comparison Charts .....	25
Appendix C. Latent Class Analysis.....	28
Appendix D. Study Instrument and Codebook .....	33
Appendix E. Study Documentation.....	181
Appendix F. Maps .....	184
Notes.....	203

# Appendix A: Methodology

## Sampling frame construction

The sampling frame was designed to encompass the Jewish population across the Greater Kansas City area, stretching from Olathe (to the southwest) to Parkville (to the northwest), and Loch Lloyd (to the southeast) to north Kansas City (to the northeast). In terms of counties, the study area includes Johnson and Wyandotte Counties in Kansas, and Jackson, Clay, Platte, and Cass Counties in Missouri.

The sampling frame was constructed from two main sets of data sources: (1) combined, de-duplicated lists from more than 30 Greater Kansas City Jewish organizations and (2) an extract from the U.S. Postal Service Computerized Delivery Sequence File (CDSF) to ensure broad coverage of the Jewish community in Greater Kansas City.

Both sets of data sources were used for the main sample. To be eligible for the main sample, a household needed to have a valid mailing address available. Main sample households were eligible to be contacted by mail, phone, or email for recruitment for the survey. In addition, a supplemental sample contacted by email only was developed using only organization list records with email addresses available.

### Organization list frame

In addition to utilizing databases available from the Jewish Federation of Greater Kansas City (JFGKC), the study team contacted a wide variety of organizations in the community and asked them to share their membership lists for inclusion in the study. More than 30 additional organizations participated representing a broad cross-section of the community, including synagogues, schools, social service agencies, and youth organizations.

The study team used a deterministic record linkage model to identify and remove households appearing on multiple lists. Likely business addressees were removed using the USPS CDSF, and names, mailing addresses, and contact information were cleaned across all files. Records were considered matches if they shared two or more of the following: exact name, exact address, exact phone number, and exact email. Records were also considered matches if they shared fuzzy matched names or addresses along with exact matched values from the other contact information fields. Fuzzy matches were determined using the *stringdist* function from the *stringdist* package. A pair of strings was considered a fuzzy match if their distance was less than 1 as calculated by the *optimal string alignment* algorithm, a modification of the Levenshtein distance that allows for transpositions of adjacent characters.<sup>1</sup>

Within each group of matched records, the record with the most frequent address information was kept in the frame, while the others were dropped. Groups containing more than two last names or more than two addresses were not counted as matches. Records that loosely matched, such as those that had matching names, unit numbers, and fuzzy matched emails, were deduplicated manually.

There were 32,760 households on the organization list frame with mailing addresses available that were eligible for the main sample. An additional 2,393 records had email addresses available but no

mailing addresses. These households were eligible for the supplemental email sample, but not the main sample.

### **Address-based frame**

To assure strong coverage of the Jewish community across Greater Kansas City, the study additionally conducted address-based sampling (ABS) from the aforementioned U.S. Postal Service CDSF. All addresses from the organization list frame were removed from the address-based frame. To assure efficiency of the sample design and reasonable likelihood of reaching Jewish households, sampling from the address-based frame was limited to households in census block groups estimated to have high Jewish density. Two strata were formed: one for households predicted as likely Jewish based on applying a predictive model with available vendor data and a second for remaining households in the high Jewish density block groups. Details of the methodology are described in the following section on sample design.

## **Sample design**

A stratified sample design was employed to ensure representation of different population subgroups, to increase the likelihood of reaching Jewish households, and to assure broad coverage of the Greater Kansas City Jewish community.

### **Organization list sample design**

The organization list frame grouped records into strata based on source lists and available information, both to increase the likelihood of reaching specific subgroups within the Greater Kansas City Jewish community and to obtain sufficient numbers of completed interviews to support estimation for different geographic areas and subgroups. The following describes the strata, with households that could be classified as belonging to multiple demographic groups assigned to the first stratum in the following list for which they were classified:<sup>2</sup>

- Likely young adults, including households likely to have residents aged 18 to 35;
- Likely families, including households likely to have children aged 0 to 17;
- Synagogue members, including households from lists available from synagogues;
- Other adults – high eligibility lists, including remaining households from membership lists for which members were very likely to be Jewish;
- Urban, including any household initially assigned the above four strata residing in either Kansas City, MO, or Kansas City, KS;
- Other adults – medium eligibility lists, including remaining households from membership lists for which members were fairly likely to be Jewish;
- Other adults – lower eligibility lists, including remaining households from membership lists for which members were only somewhat likely to be Jewish.

In order to assure an even distribution of the sample across geographic areas in Greater Kansas City, the study team employed systematic sampling<sup>3</sup> to sort the frame within strata by region, ZIP code, block, street name, and street number and then sample at regular intervals within strata.

Table A1 shows stratum sizes and number of cases sampled by stratum within the organization list frame. The stratum sizes reflect number of households with mailing addresses available who were

eligible for the main sample as well as the total number with either mailing or email address available, as cases with email addresses were eligible for the supplemental sample regardless of the availability of a mailing address. The sample sizes for the main sample are shown as well as the sample size for the supplemental sample contacted by email only. Because strata were grouped for sampling for the supplemental sample, the overall number sampled is shown. The supplemental sample was drawn after households had been selected for the main sample, with all remaining eligible cases sampled with certainty.

As previously described, any household that could be classified as belonging to multiple demographic groups were included in the first stratum appearing in the table for which they were classified, with the exception of the Urban stratum, as noted in footnotes within the table.

**Table A1. Organization List Sample Design**

<b>Stratum</b>	<b>Number of Households Eligible for Main Sample<sup>a</sup></b>	<b>Number of Households Eligible for Full Sample<sup>b</sup></b>	<b>Sample Size, Main Sample</b>	<b>Sample Size, Supplemental Sample</b>
Likely Young Adults	922	1,215	880	15,724
Likely Families	1,521	1,626	1,374	
Likely Synagogue Members	1,964	2,021	1,759	
Other Adults (High Eligibility)	2,092	2,600	1,791	
Urban <sup>a</sup>	2,252	2,252	2,044	
Other Adults (Medium Eligibility Lists)	4,759	4,816	775	
Other Adults (Lower Eligibility Lists)	19,250	20,623	3,101	
<b>Total</b>	<b>32,760</b>	<b>35,153</b>	<b>11,724</b>	<b>15,724</b>

<sup>a</sup>To be eligible for main sample, households had to have a valid Greater Kansas City address on the sample frame.

<sup>b</sup>To be eligible for full sample, households either had to have either a valid mailing address (eligible for main sample) and/or an email address (eligible for supplemental sample).

<sup>c</sup>The Urban stratum included any household initially assigned to the likely young adult, likely families, likely synagogue members, or other adults (high eligibility lists) stratum residing in either the cities of Kansas City, MO, or Kansas City, KS.

### **Address-based sample design**

Address-based sampling<sup>4</sup> was conducted using the CDSF portion of the frame. To assure efficiency of the design and reasonable likelihood of reaching Jewish households, only census block groups estimated to high or moderate Jewish density were sampled, as detailed below. Two strata were formed: first for households predicted as likely Jewish based on a predictive model and second for remaining households in the high density block groups only.

The study team first developed a measure related to Jewish density at the census block group-level based upon the percentage of households in the block group on the de-duplicated organization list frame. The study team chose census block groups as a fairly granular geographic unit for this process. Block groups are typically designed by the U.S. Census Bureau to have between 600 and 3,000 residents. Block groups were ranked by the resulting Jewish density measure and then grouped into three categories of this measure: *high*, *medium*, and *low*.

To designate cases for the predictive model stratum, NORC submitted records from the high and medium density Jewish block groups to a vendor and additionally matched the records with block group-level data from the 2020 U.S. Census Bureau Planning Database.<sup>5</sup> From the vendor, data were returned at the individual-level for any adult in the vendor database. The team then estimated

predictive models of likelihood of the household having at least one Jewish adult using random forests<sup>6</sup> based on these available measures. The oversampling of households predicted as likely Jewish was designed to increase the likelihood of reaching Jewish respondents. A total of 49,572 households were analyzed, and 1,154 had at least one adult predicted as likely Jewish based on a predicted propensity of 17.5% or greater. The 17.5% cutoff was chosen to obtain a reasonably high incidence of Jewish households while maintaining good coverage of the Greater Kansas City Jewish population. Then, remaining records in the high Jewish density block groups were designated for the residual ABS stratum.

Due to the large number of cases needing to be sampled to reach Jewish households in low Jewish density block groups, the study team did not sample additional households in these areas who were not available from Jewish organization lists. With concentration of the population in specific geographic areas as well as the population coverage from organization lists, the study team estimates that the sample design covered 86.5% of Jewish households in Greater Kansas City.

Table A2 presents details of the sample design from the address-based frame.

**Table A2. Address-Based Sample Design**

<b>Stratum</b>	<b>Stratum Size</b>	<b>Sample Size</b>
Predictive Model	1,154	1,154
Remaining Address-Based Sampling	31,766	6,111
<b>Total</b>	<b>32,920</b>	<b>7,265</b>

## Survey Instrument and Data Collection

The survey instrument was designed in collaboration with JFGKC and informed by the input of community members. Questions were crafted to minimize potential bias and any burden on respondents. Where possible, questions, language, and definitions were adopted from previously published Jewish community survey questionnaires to support comparability of estimates to other communities, while adapting many questions for the content needs of the Greater Kansas City community.

The survey was designed and programmed for two modes: web and Computer Assisted Telephone Interview (CATI), with CATI interviews conducted by NORC telephone interviewers trained in the content of the questionnaire. Respondents had the option to complete the interview over multiple sessions for either the web or telephone modes.

The questionnaire was divided into two parts, a screener to determine eligibility for the survey and the survey interview itself for all respondents who screened in. The screener section was asked of all respondents to determine eligibility. Any household in the sample was considered eligible if it contained at least one adult aged 18 or older who lived in the study area for at least part of the year and considered him- or herself to be Jewish.

The screener portion had a Spanish response option for both web and CATI. This ensures greater accuracy of estimating the percent of Kansas City households that are Jewish. The main survey was programmed in English only.

Out of 828 completed main sample interviews, 773 were completed by web, 54 were completed using CATI, and 1 interview was conducted in Russian over the phone by CMJS staff.

The web version of the survey typically took 15 to 30 minutes to complete with a median of 22 minutes. Phone interviews typically took 40 to 55 minutes to complete with a median of 47 minutes.

## Sample recruitment

Data collection ran from April 21 to July 15, 2021. Main sample members were contacted using differing materials based upon whether they were sampled from the organization list frame or the address-based frame.

The organization list sample was contacted using materials branded as “Greater Kansas Jewish Community Study.” As these households were affiliated with Jewish organizations, the study team identified the purpose of the study as a Jewish community study sponsored by JFGKC to encourage participation. Respondents were mailed an initial invitation letter with an access code to take the survey on the web and with information on the option to call NORC to complete the survey with a phone interviewer as well as to contact CMJS for Russian-language interviews. An initial invitation was also emailed to any households with email addresses available, arriving a few days before the initial invitation letter. Follow-up email reminders were sent to non-respondents weekly or biweekly throughout the data collection period, varying language to recruit respondents. Further, for specific strata, NORC phone interviewers made a reminder phone call inviting pending sample members for phone interviews.

The supplemental sample from the organization list frame received similar emails to the main sample from the same frame, but were not mailed letters nor received phone call reminders.

The address-based sample was contacted using materials branded as “Greater Kansas City Speaks!” that discussed surveying sample members about issues facing Greater Kansas City residents. In order to recruit respondents regardless of their religious background, the materials did not identify the survey as a Jewish community study, nor mentioned JFGKC’s sponsorship. An invitation letter included a link and access code for taking the survey on the web as well as information for calling NORC to schedule a phone interview. The letter was two-sided with English on one side and Spanish on another side. Email addresses were obtained for some addresses from a vendor, and email reminders were sent to non-respondents weekly or biweekly throughout the data collection period. Non-respondents in the predictive model stratum also received a reminder phone call from a NORC phone interviewer.

## Survey weighting

Survey weights were developed to support estimation. The survey weighting process incorporated the following steps for household-level weights:

1. Base weights that reflect the sample design and probabilities of selection;
2. Adjustment for resolution of address and for nonresponse to the screener;

3. Raking adjustments to control totals that included demographic data on the full population from the ACS and demographic estimates on the Jewish by religion population from Brandeis University’s American Jewish Population Project; and data on synagogue membership, day school enrollment, Jewish part-time school enrollment, Jewish preschool enrollment, donations to JFGKC, and PJ Library subscriptions;
4. Adjustment for nonresponse to the main interview among screened in households;
5. Trimming to reduce the influence of large survey weights on estimates; and
6. A final raking using data on the Greater Kansas City Jewish community.

The above process produced the final household-level weight for estimates of all Jewish households in Greater Kansas City. Weights for estimates of all adults living in these households and for all Jewish adults, intended for analyses of characteristics of the specific adults in each household responding to the survey, was produced by applying an additional raking process. The raking process was designed so that estimates based on either household-level weights or respondent-level weights are aligned for key estimates.

The weighting process was conducted twice, once for the main sample alone and once for the full sample (combined main and supplemental samples). Thus, six survey weights were developed in total, with two sets of the three survey weights.

The following describes the details of each step of the weighting process.

### **Household-level base weight**

The base weight was calculated to adjust for the probability of being included in the sample. Specifically, for household  $i$ , the base weight was calculated as:

$$w_{1i} = \frac{1}{\pi_i},$$

where  $\pi_i$  is the probability of a household being selected for the sample, which for the main sample was calculated as the fraction of households sampled in the stratum to the total number of households in the stratum.

There were two versions of the base weights calculated for the main and full samples reflecting the differences in eligibility and sampling probabilities. To be eligible for the main sample, a mailing address must be available for the household. For the supplemental email sample, an email address must be available.

The main sample base weight was determined based on the number of households with mailing addresses available in the stratum. The full sample base weight was calculated differently in three scenarios: (1) if a household had only a mailing address available, (2) if a household had only an email address available, and (3) if a household had both a mailing address and an email address available. If a household had only a mailing address available, the full sample base weight was the same as the main sample base weight. If a household had only an email address available, then the base weight was calculated based on the probability of selection for the supplemental sample. If a household had both a mailing address and email address available, the base weight was calculated based on the sum of the probability of being selected for the main sample and the product of the

probabilities of both not being selected for the main sample and subsequently being selected for the supplemental sample.

### Adjustment for the resolution of address and screener non-response

Not all households sampled are occupied and therefore eligible to take the screener. In addition, some households sampled from the organization list frame were confirmed to live outside Greater Kansas City and therefore also not eligible for the screener. Further, there was nonresponse among households eligible to complete the screener. The weighting procedure conducted an adjustment for resolution of the address and screener nonresponse in one step.

This adjustment was conducted within cells defined by the sampling strata and the availability of an email address. The sampling strata reflect different source lists for the frame, different demographic groups and kinds of engagement with the Jewish community, and geographic areas within Greater Kansas City. These aspects led the strata to capture meaningful differences in survey eligibility and cooperation among the sample. In addition, availability of an email address was highly predictive of screener response. For organization list strata, adjustment cells were formed based on the combination of sampling stratum and presence of an email address. For the CDSF frame, adjustment cells were based solely on sampling stratum.

For the full sample weighting process, the adjustment cells were formed similarly to the main sample process, based on both sampling strata, presence of an email address, but separate groups of strata were formed for the main and supplemental samples. Note, the supplemental sample had different levels of eligibility for and cooperation with the survey due to the email-only recruitment. Cells that were less than 30 in sample size were combined with other cells to assure sufficient sample size for conducting this adjustment.

Specifically, the resulting weight at this stage for household  $b$  in adjustment cell  $C$  was calculated as:

$$w_{2i} = w_{1i} \left( \frac{\sum_{j \in C} w_{1j} \left[ I_j^{SC} + I_j^{KE} + I_j^{UE} \left( \frac{\sum_{j \in C} w_{1j} I_j^{KE}}{\sum_{j \in C} w_{1j} [I_j^{KE} + I_j^{KI}] } \right) \right]}{\sum_{j \in C} w_{1j} I_j^{SC}} \right),$$

where  $I_j^{SC}$  is a 1/0 indicator for whether a household completed the screener,  $I_j^{KE}$  is an indicator for whether a household has known eligibility but did not complete the screener,  $I_j^{UE}$  indicates that the household's eligibility for the screener is unknown, and  $I_j^{KI}$  indicates that the household is known to be ineligible for the screener.

### Generalized raking to population totals

The weights for all households that completed the screener were then adjusted to match population estimates from external data sources using a generalized raking procedure. As the external estimates included both household-level and person-level information for adults 18 and older and because person-level information was reflected in the household-level dataset as count variables, a generalized raking procedure was implemented that incorporated both binary household-level and count person-level variables.<sup>7</sup> The following describes the population estimates used for adjustment in the raking procedure.

American Community Survey estimates on the overall 18+ population in the six-county area were used regarding:

- Age and educational background combinations (18 to 34 year old non-college graduates, 35 to 64 year old non-college graduates, 65 years and old non-college graduates, 18 to 34 year old college graduates, 35 to 64 year old college graduates, 65 years and old college graduates);
- Race/ethnicity (White non-Hispanic, Other non-Hispanic, Hispanic);
- Geographic regions (Urban, High Density Jewish Suburban Areas, Other Suburban Areas).

In addition, American Jewish Population Project estimates on the overall 18+ Jewish by religion population in the six-county area were used regarding:

- Age and educational background combinations (18 to 34 year old non-college graduates, 35 to 64 year old non-college graduates, 65 years and old non-college graduates, 18 to 34 year old college graduates, 35 to 64 year old college graduates, 65 years and old college graduates);
- Race/ethnicity (White non-Hispanic, Other non-Hispanic, Hispanic);
- Geographic regions (Urban, High Density Jewish Suburban Areas, Other Suburban Areas).

See “AJPP population estimates” below for more information on the development of the American Jewish Population Project estimates.

The combined number of Jewish of no religion and Jewish of multiple religion adults was raked based on national estimates<sup>8</sup> of the ratio of the number of such adults to Jewish by religion adults.

Further, information available for the Greater Kansas City Jewish community was used in raking adjustments regarding:

- The number of households with dues-paying synagogue memberships;
- The number of children enrolled in Jewish preschool, Jewish day school, and Jewish part-time school;
- The number of households with subscriptions to PJ Library; and
- The number of households donating to JFGKC.

The resulting weight was  $w_{3i}$ .

### **Adjustment for interview non-response**

The data were subsetted to Jewish households eligible for the main interview. Not all households eligible for the main interview proceeded to complete it. Similar to the adjustment for screener response, cells were formed to adjust the weights for interview nonresponse based on either (a) sampling strata and presence of an email address alone for the main sample weighting process or (b) sampling strata and presence of an email address combined with sample type (main or supplemental) for the full sample weighting process. Cells that were less than 30 in sample size were combined with other cells to assure sufficient sample size for conducting this adjustment.

Specifically, the resulting weight at this stage for household  $h$  in adjustment cell  $C$  was calculated as:

$$w_{4i} = w_{3i} \left( \frac{\sum_{j \in \mathcal{C}} w_{3j} [I_j^{IC} + I_j^{IN}]}{\sum_{j \in \mathcal{C}} w_{3j} I_j^{IC}} \right),$$

where  $I_j^{IC}$  is a 1/0 indicator for whether a household completed the interview,  $I_j^{IN}$  is an indicator for whether a household was an interview non-complete that was eligible for the main interview.

### Trimming

To reduce the influence of observations with large weights on study estimates, weights were trimmed. The trimming reallocated the weights so the sum of the weights among all interview completes was the same before and after trimming. The resulting weight was  $w_{5i}$ .

### Final raking for household-level weight

After conducting interview nonresponse adjustment and trimming, the final weight for analyses of Jewish households was produced by conducting a final bounded generalized raking step using the following data:

- The number of households with dues-paying synagogue memberships;
- Enrollment in Jewish preschool, Jewish day school, and Jewish part-time school;
- The number of households with subscriptions to PJ Library; and
- The number of households donating to JFGKC.

The resulting weight was  $w_{HH,i}$ .

### Survey weights for analyses of responding adults

For each of the main and full samples, two survey weights were developed based on  $w_{HH,i}$  for analyses of characteristics of the adults responding to the survey within the household rather than of the full household. One weight was designed to support estimates regarding all adults living in Jewish households, and the second weight supports estimates regarding all Jewish adults.

Multiple raking dimensions were incorporated to align estimates with those based on the household-level weights, including:

- For all responding adults, estimates based on the household-level weights regarding the number of adults in Jewish households who are either Jewish by religion, Jewish of no religion, Jewish of multiple religions, or non-Jewish;
- For all Jewish responding adults, estimates based on the household-level weights regarding the number of adults not married, married to a Jewish adult, or married to a non-Jewish adult;
- For all Jewish by religion responding adults, estimates based on the household-level weights regarding:
  - Enrollment of children in Jewish day school, Jewish part-time school, and Jewish preschool;
  - Donations to JFGKC;
  - PJ Library subscriptions;

- Age group (18-34, 35-64, 65 and older); and
- Denomination (Orthodox, Conservative or Reform, No denomination, Other denomination).

The resulting weight  $w_{r,i}$  is the respondent-level weight to support to estimates of adults in Jewish households when analyzing responding adults only.

Finally, setting  $w_{r,i}$  to 0 for non-Jewish responding adults yields  $w_{rJ,i}$ , the respondent-level weight to support to estimates of all Jewish adults when analyzing responding adults only.

### **A simplified explanation of the value of raking to key benchmarks**

In all sample surveys, a subset of the population is interviewed, and their answers are used to represent the entire population of interest. Researchers assume that if they had interviewed everyone, the results would be the same. Each survey respondent “represents” a group of people who did not answer the survey. This approach works if the people who respond to the survey are a representative sample of the whole population.

In reality, survey respondents are not perfectly representative of the whole population. Some people are easier to reach by phone or email; some people are more willing to participate in the survey because they have more time for the task or interest in the subject. In surveys of the Jewish community, people who are more involved in the community are generally more willing to participate in the survey. How can researchers correct for this problem, known as bias?

This problem is not unique to surveys of the Jewish community. For surveys of the general public, such as election polls, data from the United States Census and other sources are used to “correct” for bias and adjust the results to match the population of interest. In the case of Jewish community studies, census data are not available, so researchers can use available administrative data as “benchmarks” to correct for bias. Here is an example:

Assume there are 200 people in the Jewish population and researchers interview 10 of them. The researchers assume that these 10 people’s responses would be proportionally similar to what they would find if they had interviewed all 200 people. If two out of 10 survey respondents (i.e., 20%) answered “yes” to a question, the researchers will assume that 40 out of 200 people in the population (i.e., 20%) would answer “yes” to that same question.





















In this example, because there are only 10 interviews, each one “counts” for 20 people in the population. Accordingly, each interview has a “weight” of 20 (Table A3).



weight for each synagogue member respondent to 10, the number of members in the population will be correct. In total, using the adjusted weight, the synagogue member respondents will represent only 60 people in the population (6 respondents x 10 people each).

Step 2: The original survey weight of 20 remains in place for nonmembers, yielding an estimate of 80 nonmembers (4 respondents x 20 people each). The actual number should be 140. If the researchers adjust the survey weight for each of the nonmember respondents to 35, the number of nonmembers in the population will be correct (4 respondents x 35 people each; Table A5).

**Table A5. Adjusted survey weights**

	<b>Respondent</b>	<b>Weight</b>	<b>Population total=200</b>
1		10	
2		10	
3		10	
4		10	
5		10	
6		10	
7		35	
8		35	
9		35	
10		35	

Analysis of the resulting population shows that 30% of the population (i.e., 60 people) are synagogue members, matching the benchmark information provided by the synagogues. However, the adjusted weights can also be used to produce a more accurate estimate of Shabbat candle lighting, even though that was not one of the benchmarks. Before the weights were adjusted, the researchers estimated that 80 people in this population of 200 light Shabbat candles. With the adjusted weights, they now estimate that 65 people in the population light Shabbat candles, which is 32.5% of the population. (To avoid reporting overly precise estimates, CMJS/SSRI typically rounds to the nearest whole number and so would report an estimate of 33%).

This process adjusted survey weights to match known benchmarks derived from administrative data. Through this adjustment, the researchers were able to produce reliable estimates of benchmark data as well as other measures related to those benchmarks (Table A6). This is a standard technique to minimize survey bias.

**Table A6. Summary of findings before and after adjustment**

<b>Measure</b>	<b>Before adjustment</b>	<b>After adjustment</b>
Population size	200	200
Estimate of synagogue members	120	60
Estimated % synagogue members	60%	30%
Estimate of Shabbat candle lighters	80	60
Estimated % light Shabbat candles	40%	33%

## Data collection outcomes

Table A7 summarizes data collection results. Results are presented for the overall main and full samples, and then separately for the combined organization list strata, predictive model stratum, ABS remainder stratum, and supplemental email sample. The AAPOR Response Rate 3 (RR3) is also presented unweighted, weighted by the main sample base weight, and weighted by the full sample base weight.

For the main sample, there were 828 completed interviews among 1,187 who completed the screener and lived in Greater Kansas City. Completed interviews were defined as completing all questions on the roster of adults and children in the household. The final response rate was 10.1% unweighted and 7.5% weighted. When using the final household-level weight to analyze the main sample for all completed interviews, the design effect is 3.48 and the margin of error is +/- 6.3%.

For the full sample that included the supplemental email sample, there were 988 completed surveys among 1,540 households who completed the screener and live in Greater Kansas City. The final response rate was 6.8% unweighted and 7.0% weighted. When using the final household-level weight to analyze the full sample for all completed interviews, the design effect is 3.12 and the margin of error is +/- 5.5%.

Table A7. Data Collection Outcomes

	Main Sample	Full Sample	Organization List Strata	Predictive Model Strata	ABS Remainder Strata	Supplemental Email Sample
<b>Sample size</b>	<b>18,989</b>	<b>34,713</b>	<b>11,724</b>	<b>1,154</b>	<b>6,111</b>	<b>15,724</b>
Likely households	10,205	25,425	4,570	84	5,551	15,220
Confirmed household, unscreened	6,804	6,824	5,853	944	7	20
Non-residential	699	779	235	79	385	80
Ineligible – Not in Greater K.C.	94	145	94	0	0	51
Ineligible – Religion	328	510	123	43	162	182
Eligible household, incomplete interview	31	42	27	3	1	11
<b>Completed interviews</b>	<b>828</b>	<b>988</b>	<b>822</b>	<b>1</b>	<b>5</b>	<b>160</b>
<b>AAPOR RR3 (Unweighted)</b>	<b>10.1%</b>	<b>6.8%</b>	<b>10.7%</b>	<b>2.7%</b>	<b>7.5%</b>	<b>2.9%</b>
<b>AAPOR RR3 (Main Sample Base Weighted)</b>	<b>7.5%</b>	-	<b>6.2%</b>	<b>2.7%</b>	<b>7.5%</b>	-
<b>AAPOR RR3 (Full Sample Base Weighted)</b>	<b>8.3%</b>	<b>7.0%</b>	<b>7.5%</b>	<b>2.7%</b>	<b>7.5%</b>	<b>2.9%</b>

## Limitations

The study team made every effort to field a representative sample of the Greater Kansas City Jewish population to assure the quality of estimates, including developing a comprehensive sampling frame, collecting survey data by web and telephone, and conducting nonresponse follow-up. Nonetheless,

there are limitations. Certain subgroups of the area Jewish population may be less likely to respond to the survey than others. Statistical adjustments used in the survey weighting process commonly assume that after adjusting for certain variables, the characteristics of responding and nonresponding households similar. However, this assumption may not always hold, which may lead to bias for estimates. In addition, changes in the population occurring between sample frame development and the data collection period may not be fully reflected in estimates. Because of this, newcomers to the community may be underestimated.

## AJPP population estimates

### ***Developing the Population Estimate through Data Synthesis***

Since 2005, the American Jewish Population Project (AJPP) at the Steinhardt Social Research Institute (SSRI) has identified and collected hundreds of nationally representative surveys of the US population to produce estimates of the Jewish population in the United States, its states, metropolitan areas, and counties (or groups of counties). These estimates provide an independent, external reference for the basic demographic profile of the Jewish population. This population profile serves as a point of reference for the community as a whole and for those who conduct targeted surveys of the population and have no frame of reference for evaluating the representativeness of their survey sample. Details of the methods are reported elsewhere.<sup>9</sup>

The data synthesis method demonstrates how an auxiliary data source can be constructed to provide independent, census-like estimates of the size and characteristics of the adult Jewish by religion (JBR) population in the U.S. at the county level.<sup>10</sup> These estimates of the adult JBR population may then be used to generate new post-stratification weights. These new post-stratification weights are then applied to the targeted study of the Jewish population.

### ***Summary of Data***

The full sample of surveys in the AJPP dataset consists of data from surveys of nationally representative samples of the adult population in the US conducted between 1997 and 2020. The dataset includes surveys identified in major data repositories, such as the Inter-university Consortium for Political and Social Research (ICPSR) and the American Religion Data Archive (ARDA), as well as in poll archives at the Roper Center, Gallup, and Pew Research Center. Surveys include the General Social Survey, American National Election Studies, Pew political and social surveys, Gallup Daily Tracking poll, the Cooperative Congressional Election Study, and other surveys. The dataset includes more than 1,200 independent samples and a total combined sample size of more than 2.9 million respondents, of whom over 69,000 identify as Jewish by religion. Where a single survey may have included multiple sampling methods or frames (e.g., landline versus cellphone), each is treated as a separate independent sample, with unique identifiers to indicate series membership.<sup>11</sup> For surveys that included oversamples, only the representative portion of the samples were included in the analyses.

All of the surveys in the sample provide data on those who identify as Jewish by religion (JBR), which is the largest proportion of the Jewish population and therefore serves as the baseline group for generating population estimates. A smaller number of surveys include assessment of religious upbringing or parents' religious/ethnic identification, or non-religious Jewish identification (for instance, "Do you consider yourself Jewish?") in addition to current religious affiliation.<sup>12</sup>

The present report is based on a custom analysis for the 2021 Greater Kansas City Jewish community. The analyses include data for the Greater Kansas City area from a subset of 245 national samples that were conducted between the years 2015 and 2019. Several additional surveys are included for the years 2014 and 2020 to increase the sample size, with the assumption that the size and characteristics of the Jewish population does not change substantially in this time period. The sample includes just over 8,200 respondents in the Greater Kansas City area. In addition to religious identification, all of the surveys in both analyses include the following baseline demographic information for respondents: gender, race, educational attainment, age, and ZIP Code.

### ***Modeling***

The full model includes seven categories of age (18-24; 25-34; 35-44; 45-54; 55-64; 65-74, 75+), three categories of race and ethnicity (Non-Hispanic White; Hispanic; Non-Hispanic Other), two categories of sex (Male/Female), and two categories of educational attainment (Non-College / College).

The lowest level of geography available for analysis was the ZIP Code of the respondent. For the purpose of analysis, ZIP Codes were converted to ZIP Code Tabulation Areas (ZCTAs). The Greater Kansas City Jewish Community Study area included in the model is comprised of 144 ZCTAs located in seven Kansas and Missouri counties. The model includes an additional 1446 ZCTAs in Kansas and Missouri outside the study area to improve estimation of Greater Kansas City's outlying/low Jewish population areas.

Due to the small number of individual observations within each ZCTA that would not allow for reliable estimation at this geographic level, ZCTAs were clustered into regions that are defined based on their proximity, population density, and Jewish population incidence. The model includes three ZCTA clusters that correspond to the ZCTAs in the Greater Kansas City Jewish Community Study (see description and map of these areas below) and 12 ZCTA clusters of the additional 1446 ZCTAs that were added to the model to improve estimation. For modeling purposes, ZCTA clusters were nested into eight 'hyper-clusters'.

The model is displayed below, where the outcome variable,  $y_i$ , represents the Jewish identification of the respondent (yes/no), for  $i = 1, \dots$ , total number of respondents.

$$\Pr(y_i = 1) = \text{logit}^{-1}(\beta_0 + \alpha_{j[i]}^{female} + \alpha_{k[i]}^{age} + \alpha_{l[i]}^{edu} + \alpha_{m[i]}^{race-ethn} + \alpha_{k,l[i]}^{age.edu} + \alpha_{o[i]}^{geo} + \gamma_{q[o]}^{hyclust})$$

$$\alpha_j^{female} \sim N(0, \sigma_{female}^2) \text{ for } j = 1, 2 \text{ categories of sex}$$

$$\alpha_k^{age} \sim N(0, \sigma_{age}^2) \text{ for } k = 1, \dots, 7 \text{ categories of age}$$

$$\alpha_l^{edu} \sim N(0, \sigma_{edu}^2) \text{ for } l = 1, 2 \text{ categories of educational attainment}$$

$$\alpha_m^{race-eth} \sim N(0, \sigma_{race-eth}^2) \text{ for } m = 1, 2, 3 \text{ categories of race - eth}$$

$$\alpha_{k,l}^{age.edu} \sim N(0, \sigma_{age.edu}^2) \text{ for } k, l = 1, \dots, 14 \text{ categories of age.edu}$$

$$\alpha_o^{geo} \sim N(0, \sigma_{zclust}^2) \text{ for } o = 1, \dots, 15 \text{ of ZIP Code clusters geographical areas}$$

$$\gamma_q^{hyclust} \sim N(0, \sigma_{hyclust}^2) \text{ for } q = 1, \dots, 8 \text{ of hyper - clusters}$$

The model was fit using the Bayesian software Stan (Stan Development Team, 2020) in R using the rstan package (R Core Team, 2020; Stan Development Team, 2020). Preliminary multilevel logistic regressions were run using the lme4 package for R (Bates, Mächler, Bolker & Walker, 2015).

Definitions of ZCTA geographical areas:

High-Density Suburbs:

66202, 66204, 66205, 66206, 66207, 66208, 66209, 66210, 66211, 66212, 66213, 66214, 66223, 66224

City:

64101, 64102, 64105, 64106, 64108, 64109, 64110, 64111, 64112, 64113, 64114, 64117, 64119, 64120, 64123, 64124, 64125, 64126, 64127, 64128, 64129, 64130, 64131, 64132, 64134, 64136, 64137, 64145, 64146, 64147, 64149, 64151, 64153, 64154, 64155, 64156, 64157, 64158, 64161, 64163, 64164, 64165, 64166, 66101, 66102, 66103, 66104, 66105, 66106, 66109, 66111, 66112, 66115, 66118

Other Suburbs:

64012, 64014, 64015, 64016, 64018, 64024, 64029, 64030, 64034, 64048, 64050, 64052, 64053, 64054, 64055, 64056, 64057, 64058, 64060, 64063, 64064, 64065, 64066, 64068, 64070, 64072, 64075, 64078, 64079, 64080, 64081, 64082, 64083, 64086, 64088, 64089, 64090, 64092, 64098, 64116, 64118, 64133, 64138, 64139, 64150, 64152, 64167, 64439, 64444, 64701, 64725, 64734, 64739, 64742, 64743, 64746, 64747, 66012, 66013, 66018, 66021, 66030, 66031, 66061, 66062, 66083, 66203, 66215, 66216, 66217, 66218, 66219, 66220, 66226, 66227, 66085, 66221



***Jewish Population Estimates***

Results from the model provide overall population estimates as well as estimates of the distribution of Jews by demographic characteristics for the three ZCTA areas in the Greater Kansas City area.

The overall estimate of the adult population who identify as Jewish by religion in the Greater Kansas City area is 14,200 corresponding to 0.95% of the adult population in the same area. The distributions within the adult Jewish population varied by age, education, gender and race as well as by geography. Table A8 presents this information.

Table A8. 2021 Greater Kansas City area population estimates for Jewish adults

	All Adults <sup>a</sup>	Jewish Adults <sup>b</sup>				
	Pop.	Percentage of all Adults (CI <sup>d</sup> )		Population	CI <sup>d</sup> : Low	CI <sup>d</sup> : Hi
<b>Greater Kansas City Area</b>	1,487,000	1.0	(0.8,1.2)	14,200	11,700	17,100
<b>Age</b>						
18-24 years	167,000	0.7	(0.4,1.0)	1,200	700	1,700
25-34 years	264,700	0.8	(0.5,1.0)	2,000	1,400	2,700
35-44 years	263,400	0.8	(0.5,1.1)	2,100	1,400	2,800
45-54 years	245,600	0.7	(0.5,1.0)	1,800	1,300	2,500
55-64 years	247,600	1.4	(1.1,1.7)	3,400	2,600	4,200
65-74 years	179,300	1.1	(0.8,1.4)	2,000	1,500	2,600
75+ years	119,400	1.5	(1.1,2.0)	1,800	1,300	2,300
<b>Education</b>						
Non-College	968,600	0.4	(0.3,0.5)	4,100	3,100	5,300
College Grad	518,400	2.0	(1.6,2.4)	10,100	8,300	12,200
<b>Gender</b>						
Male	717,300	1.0	(0.8,1.2)	6,800	5,500	8,400
Female	769,700	1.0	(0.8,1.2)	7,300	6,000	9,000
<b>Race</b>						
White, non-Hispanic	1,117,400	1.2	(1.0,1.4)	13,000	10,600	15,800
Hispanic	113,200	0.6	(0.3,1.0)	700	300	1,100
Other non-Hispanic	256,500	0.2	(0.1,0.4)	600	300	900
<b>ZCTA Geographical Areas</b>						
High-Density Suburbs	199,000	4.6	(3.6, 5.8)	9,200	7,100	11,500
City	436,000	0.6	(0.4, 0.9)	2,600	1,600	4,000
Other Suburbs	852,000	0.3	(0.2, 0.4)	2,400	1,700	3,500

Notes:

a) U.S. adult population source: Claritas<sup>13</sup> 2020 sex by age adjusted for adults in households, educational attainment, race & ethnicity using the American Community Survey 2014-2018.

b) Jewish Adults Includes adults who identify their religion as Jewish.

***Estimating the number of JNR/JMRs (Jews of no religion and Jews of multiple religions)***

The next step in estimating the size of the adult Jewish population was to estimate the number of adult JNRs and JMRs. Estimates of the number of JNR/JMR adults are not directly available from the AJPP data synthesis and must be approximated from other sources. The adult JNR/JMR estimate was derived using the procedures described in the Survey Weighting section of this appendix, with the adult JBR estimate treated as a key benchmark for generalized raking (see page 8).

The resulting estimates for JBR and JNR/JMR adults are shown in Table A9.

Table A9. JBR and JNR/JMR final estimates

JBR adults	JNR/JMR adults	Total
14,430	3,988	18,418

## Final population estimates

### *Precise population estimates with confidence intervals*

Population numbers presented in the report were rounded so as to avoid overprecision—that is, the misleading implication that our estimates are correct down to the single digit.

The precise population estimates with 95% confidence intervals are shown in Table A10. For example, the best estimate of the total Jewish population is 22,054 people. Given the size of the sample and possible sampling and non-response error, we can be 95% confident that the true value lies somewhere between 18,863 people and 25,244 people.

Table A10. Population estimates with confidence intervals

	Estimate	Lower bound	Upper bound
Total Jews	22,054	18,863	25,244
Adults	23,612	20,542	26,683
Jewish	18,418	15,924	20,912
Non-Jewish	5,194	4,074	6,314
Children	4,719	3,131	6,307
Jewish	3,635	2,187	5,084
Non-Jewish	1,083	411	1,756
Total people	28,331	24,395	32,268
Total households	12,627	11,270	13,983

## Adjustment to geographic categories for analysis

To assure that there would be sufficient cases for analysis of each geographic region, the geographic categories described for sampling and weighting data—High-Density Suburbs, City, and Other Suburbs—were recoded into identically named but different categories. For the purposes of data analysis, any ZIP code associated with Overland Park, Leawood, or Prairie Village, Kansas, was classified as “High-Density Suburbs.” Any ZIP code associated wholly or primarily with Kansas City, Kansas, or Kansas City, Missouri, was classified as “City.” Any ZIP code that was associated wholly or primarily with other suburbs of Kansas City was classified as “Other Suburbs.” The final assignment to ZIP codes for analysis is illustrated in a series of maps in Appendix F.

## Quantitative analysis

All quantitative analyses were completed using statistical software Stata, version 17. Unless otherwise noted, all analyses were restricted to Jewish households (in which at least one adult was Jewish) as well as individual Jewish adults and Jewish children who were specifically identified by respondents as being Jewish. Analysis of characteristics of the entire population were based only on the primary sample with appropriate weights applied. All analyses of subgroups or subsets of the population were conducted using the full sample with appropriate weights applied.

## Qualitative coding

The survey included open-ended questions about respondents' experiences with antisemitism, barriers that limit respondents' participation in Jewish life, the strengths and gaps within the Jewish community, and perceptions of how the Jewish community may change or has changed as a result of the COVID-19 pandemic. Responses were coded by CMJS/SSRI staff and student research assistants using Excel or Dedoose, version 9.0.46, with at least two researchers coding each question.

Coders were trained to ensure intercoder reliability, stability, and accuracy. Their work was reviewed on an ongoing basis for quality control. Difficult cases were marked for review by supervisors.

Coding was conducted both deductively and inductively. For each question, coders were given a set of categories to look for in the responses; these categories were based on those used for similar questions from previous studies. However, coders were also instructed to watch for emerging patterns. When a coder believed that a new pattern of responses existed within the data, they reviewed their findings with a supervisor who decided whether the new pattern warranted a new code. When a new code was created, the coders reviewed previously coded entries to check whether the new code would apply to them.

## Exclusion of outliers

When presenting data based on small cell sizes, outlier cases can have an outsized effect that distorts the interpretation of findings. We suppressed outliers in a number of cases under conditions where excluding a single response changed the point estimate by 15% of the original estimate and a minimum of a five percentage point change.

For example, if excluding a case changes an estimate from 20% to 15%, the case is suppressed because the five-point change in the estimate reflects a 25% change from the original estimate ( $5/20 = 25\%$ ). However, if excluding the case changes the estimate from 50% to 45%, the case is not suppressed because the five-point change represents only 10% of the original estimate ( $5/50 = 10\%$ ).

Table A11 lists the tables in the report in which outliers were suppressed, the relevant analyses, and the tokens of the outliers.

Table A11. Outlier cases

Table	Row	Column	Token	Report chapter
3.6 (Fig)	Affiliated	Not important	10120016	3. Patterns of Jewish Engagement
Youth group: Overall proportion			10235686	4. Jewish Children
5.15	Personal	Afford healthcare	10235686	5. Financial Well-Being, Health, and Special Needs
5.15	Parent: yes	Afford healthcare	10235686	5. Financial Well-Being, Health, and Special Needs
5.15	Inmarried	Pay student loans	10671812	5. Financial Well-Being, Health, and Special Needs
5.4	Cultural	Felt lonely last week	10974657	5. Financial Well-Being, Health, and Special Needs
5.4	55-64	Felt lonely last week	10974657	5. Financial Well-Being, Health, and Special Needs
5.4	Missouri	Felt lonely last week	10974657	5. Financial Well-Being, Health, and Special Needs
5.4	City	Felt lonely last week	10974657	5. Financial Well-Being, Health, and Special Needs
5.4	Inmarried	Felt lonely last week	10974657	5. Financial Well-Being, Health, and Special Needs
6.2	18-39	Chabad	10499473	6. Synagogues and Ritual Life
6.2	75+	Chabad	10494304	6. Synagogues and Ritual Life
6.6	18-39	Hannukah Candles	10582855	6. Synagogues and Ritual Life
7.11a	Affiliated	Other	10235686	7. Jewish Organizations and Informal Activities
8.1	40-54	Any	10927134	8. Community, Connections, and Concerns
8.1	Parent: yes	Any	10927134	8. Community, Connections, and Concerns
8.2	A great deal	Not at all	10905404	8. Community, Connections, and Concerns
8.4b	Not at all satisfied	Not confident in Jewish knowledge	10905404	8. Community, Connections, and Concerns
9.2b	Nothing at all	Birthright	10910056	9. Connections to Israel
9.3b	I lived in Israel	Not too attached	10910056	9. Connections to Israel
9.4a	55-64	Nothing at all	10974657	9. Connections to Israel
9.4a	75+	Nothing at all	10392996	9. Connections to Israel
9.4a	Missouri	Nothing at all	10974657	9. Connections to Israel
9.4a	City	Nothing at all	10974657	9. Connections to Israel
9.4a	Inmarried	Nothing at all	10974657	9. Connections to Israel
9.4b	Never	Nothing at all	10974657	9. Connections to Israel
9.4b	I lived in Israel	Not much	10974657	9. Connections to Israel
9.4b	Somewhat attached	Not much	10974657	9. Connections to Israel
9.5b	I lived in Israel	Not too closely	10974657	9. Connections to Israel

Additionally, although our general practice in this study is to report estimates of subgroups within the population derived from the full sample, using full sample weights, there are many places where we have substituted estimates derived from the primary sample only, using primary sample weights. In each case, we have done so because the complexity of deriving full-sample weights from the primary-sample weights can result in situations where either all subgroup estimates are higher than the overall estimate or all subgroup estimates are lower than the overall estimate. Presenting estimates where either all subgroup estimates exceed the overall estimate or all subgroup estimates are exceeded by the overall estimates may be confusing to the average reader, who will not be familiar with the impact of confidence intervals on analysis or the complexities of survey weighting. In the interest of full transparency, Table A12 lists all tables in the report in which primary weights were used in place of full weights.

Table A12. Analyses using primary-sample weights instead of full weights

Table	Subpopulation	Column (If applicable)	Report chapter
3.8	State	Remembering the Holocaust	3. Patterns of Jewish Engagement
3.8	Synagogue member	Remembering the Holocaust	3. Patterns of Jewish Engagement
3.8	Parent	Working for justice and equality	3. Patterns of Jewish Engagement
3.8	Synagogue member	Working for justice and equality	3. Patterns of Jewish Engagement
5.1	Region		5. Financial Well-Being, Health, and Special Needs
5.13	Synagogue member	Economic hardship in past three years	5. Financial Well-Being, Health, and Special Needs
5.15	Region	Afford healthcare	5. Financial Well-Being, Health, and Special Needs
5.15	Region	Afford healthcare	5. Financial Well-Being, Health, and Special Needs
5.15	Synagogue member	Afford healthcare	5. Financial Well-Being, Health, and Special Needs
5.15	Synagogue member	Enough money for retirement	5. Financial Well-Being, Health, and Special Needs
5.15	State	Keep current savings/investments	5. Financial Well-Being, Health, and Special Needs
5.15	Synagogue member	Keep current savings/investments	5. Financial Well-Being, Health, and Special Needs
5.17	State		5. Financial Well-Being, Health, and Special Needs
5.2	State		5. Financial Well-Being, Health, and Special Needs
5.2	Parent		5. Financial Well-Being, Health, and Special Needs
5.2	Synagogue member		5. Financial Well-Being, Health, and Special Needs
5.4	Parent	Felt lonely last week	5. Financial Well-Being, Health, and Special Needs
5.8	Parent		5. Financial Well-Being, Health, and Special Needs
5.8	Synagogue member		5. Financial Well-Being, Health, and Special Needs
5.9	State		5. Financial Well-Being, Health, and Special Needs
6.1	State	Member of a congregation in Greater Kansas City	6. Synagogues and Ritual Life
6.1	Child in household	Member of a congregation in Greater Kansas City	6. Synagogues and Ritual Life
6.1	State	Member of any congregation	6. Synagogues and Ritual Life
6.1	Child in household	Member of any congregation	6. Synagogues and Ritual Life
6.2	Marital status	Chabad	6. Synagogues and Ritual Life
6.4	Region	Attended monthly or more	6. Synagogues and Ritual Life
6.4	Parent	Ever attend	6. Synagogues and Ritual Life
6.4	Parent	High Holiday service	6. Synagogues and Ritual Life
6.6	State	Lit Hanukkah candles	6. Synagogues and Ritual Life
6.6	Parent	Lit Hanukkah candles	6. Synagogues and Ritual Life
6.7	Parent	Candles, always or almost always	6. Synagogues and Ritual Life
6.7	State	Candles, ever	6. Synagogues and Ritual Life
6.7	Parent	Meal, always or almost always	6. Synagogues and Ritual Life
7.1	State	Informal Jewish groups	7. Jewish Organizations and Informal Activities
7.2	State		7. Jewish Organizations and Informal Activities
7.2	Region		7. Jewish Organizations and Informal Activities
7.2	Parent		7. Jewish Organizations and Informal Activities
7.3	State	Cultural	7. Jewish Organizations and Informal Activities
7.3	Marital status	Cultural	7. Jewish Organizations and Informal Activities
7.3	Parent	Cultural	7. Jewish Organizations and Informal Activities
7.3	State	Educational	7. Jewish Organizations and Informal Activities
7.3	Region	Educational	7. Jewish Organizations and Informal Activities
7.3	Parent	Educational	7. Jewish Organizations and Informal Activities
7.3	Parent	Religious	7. Jewish Organizations and Informal Activities
7.3	Region	Social	7. Jewish Organizations and Informal Activities
7.5	State	A Chabad in Greater Kansas City	7. Jewish Organizations and Informal Activities
7.5	Parent	A Chabad in Greater Kansas City	7. Jewish Organizations and Informal Activities
7.8a	State	Ate Jewish foods, ever	7. Jewish Organizations and Informal Activities

7.8a	Parent	Consumed Jewish culture, ever	7. Jewish Organizations and Informal Activities
7.9	Parent	For or with Jewish organization	7. Jewish Organizations and Informal Activities
7.11a	Synagogue member	Human services	7. Jewish Organizations and Informal Activities
7.11a	State	Other	7. Jewish Organizations and Informal Activities
7.11b	Volunteer	Arts and culture	7. Jewish Organizations and Informal Activities
8.1	State	Jewish people, any	8. Community, Connections, and Concerns
8.1	Parent	Jewish people, any	8. Community, Connections, and Concerns
8.2	Region		8. Community, Connections, and Concerns
8.2	Parent		8. Community, Connections, and Concerns
8.3a	Parent	Location	8. Community, Connections, and Concerns
8.3a	State	Too expensive	8. Community, Connections, and Concerns
8.3b	State	Feel unwelcome	8. Community, Connections, and Concerns
8.3b	Region	Feel unwelcome	8. Community, Connections, and Concerns
8.3b	State	Not confident in Jewish knowledge	8. Community, Connections, and Concerns
8.3b	Region	Not confident in Jewish knowledge	8. Community, Connections, and Concerns
8.3b	Marital status	Not confident in Jewish knowledge	8. Community, Connections, and Concerns
8.3b	Parent	Not confident in Jewish knowledge	8. Community, Connections, and Concerns
8.3b	State	Other	8. Community, Connections, and Concerns
8.3b	Region	Other	8. Community, Connections, and Concerns
8.3b	Parent	Political views	8. Community, Connections, and Concerns
8.3b	Synagogue member	Political views	8. Community, Connections, and Concerns
8.5	Parent		8. Community, Connections, and Concerns
8.6	State	In Greater Kansas City	8. Community, Connections, and Concerns
8.6	Region	In Greater Kansas City	8. Community, Connections, and Concerns
8.6	Marital status	In Greater Kansas City	8. Community, Connections, and Concerns
8.6	Parent	In Greater Kansas City	8. Community, Connections, and Concerns
8.6	Synagogue member	In Greater Kansas City	8. Community, Connections, and Concerns
8.6	State	Personally been a victim	8. Community, Connections, and Concerns
8.6	Synagogue member	Personally been a victim	8. Community, Connections, and Concerns
8.6	State	US	8. Community, Connections, and Concerns
8.6	Region	US	8. Community, Connections, and Concerns
8.6	Synagogue member	US	8. Community, Connections, and Concerns
9.2	Marital status	Birthright	9. Connections to Israel
9.2	State	Educational program or volunteer trip	9. Connections to Israel
9.2	Parent	Educational program or volunteer trip	9. Connections to Israel

## Appendix B. Comparison Charts

### About

The Comparison Charts provide details on various subgroups in the Greater Kansas City Jewish community. These charts include data for all response options for all survey questions included in the study. In each section, characteristics are reported for the overall population on the top row, as well as for subgroups of the population, with each subgroup appearing in its own row.

The comparison charts can be downloaded here:

<https://www.brandeis.edu/cmjs/community-studies/kansas-city-report.html>

There is a separate Excel file for each topic area.

As indicated in the main report, numbers and percentages should not be understood as exact measurements, but as the most likely estimate within a range. It is particularly important to keep this in mind when comparing subgroups. Small differences between subgroups might be the result of random variation in the survey responses rather than actual differences in the population.

When there is a statistically significant difference among subgroups, we are 95% confident that at least some of the differences in estimates reflect actual differences and are not just the result of random chance. In the tables in these charts we designate these differences by shading them light gray. Findings that are not statistically significant are not shaded. Even in cases where there are statistically significant differences in a full set of responses, it is unlikely that there are statistically significant differences between every pair of numbers. Even when a table is statistically significant, differences between any two numbers of less than 10 percentage points may not reflect true differences in the population.

### How to read the comparison charts

The following series of tables provides details on various subgroups in the Greater Kansas City Jewish community. In each section, characteristics are reported for the overall population on the top row, as well as for subgroups of the population, with each subgroup appearing in its own row.

Each column reports on a characteristic or survey response. Some of these responses refer to households and some refer to individual Jewish adults. Characteristics that refer to Jewish households are indicated by a house symbol (|<sup>^</sup>|). All other characteristics refer to Jewish adults. For example, whether anyone in the household is a synagogue member is a household characteristic; age is an individual characteristic.

The numbers in the table show the proportion of adults or households *within* a subgroup who have that characteristic. For example, in the table below, 54% of all respondents feel “a great deal” of belonging to the Jewish people; 92% of Jews in the Immersed connection group feel a great deal of belonging to the Jewish people, and 59% of respondents ages 75 and over feel a great deal of

belonging to the Jewish people. Because feeling a sense of belonging to the Jewish people is an individual characteristic, the house symbol, “| ^ |”, does not appear.

	<b><i>Feels a sense of belonging to the Jewish people</i></b>			
	<b><i>Not at all</i></b>	<b><i>Not much</i></b>	<b><i>Some</i></b>	<b><i>A great deal</i></b>
<b>Overall</b>	4	9	33	54
<b>Cultural</b>	14	15	48	23
<b>Personal</b>	6	8	49	37
<b>Affiliated</b>	1	5	37	58
<b>Connected</b>	1	1	17	81
<b>Immersed</b>	<1	1	6	92
<b>18-39</b>	2	7	23	68
<b>40-54</b>	9	7	40	44
<b>55-64</b>	8	8	44	40
<b>65-74</b>	3	6	37	53
<b>75+</b>	5	7	29	59

Where areas are colored light gray and numbers appear, there is a statistically significant difference between the subgroups. For example, in the table above, there *is* a statistically significant difference among Jewish engagement groups’ feelings of a sense of belonging in their local Jewish communities, but there *is not* a statistically significant difference between age groups.

A double dash “--” indicates that a number cannot be reported reliably because it is based on fewer than 50 responses. When a percentage is between 0% and 0.5% and would otherwise round down to 0%, the number is denoted as <1%.

## Subgroups used for main comparison charts

**Overall:** All Jewish adults or all Jewish households.

**Jewish Engagement Groups:** In what way a respondent is involved in Jewish life. This index is constructed based off responses to questions about: observance of major Jewish holidays at home, observance of other Jewish rituals, involvement in Jewish communal activities, and involvement in personal Jewish activities.

**Age, respondent:** The age of the respondent.

**Age, household:** The age of the “head” of the household. Head of household is defined as the respondent if the respondent is married/partnered and Jewish. If the respondent is unmarried or not Jewish, the head of household is the oldest married/partnered Jewish member of the household. If a non-Jewish respondent does not live with any married Jewish adults, the head of household is the oldest Jew in the household. By definition every Jewish household includes at least one Jewish adult.

**State:** The state in the Greater Kansas City area where the individual/household resides. The states are: Kansas and Missouri.

**Region:** The region of the Greater Kansas City area where the individual/household resides. The regions are: City, High-Density Suburbs, and Other Suburbs.

**Marital Status, individual:** “Inmarried” refers to Jewish respondents living with a Jewish partner. “Intermarried” refers to Jewish respondents living with a non-Jewish partner. “Not married” are respondents who are not living with any partner.

**Marital Status, household:** “Inmarried” refers to Jewish households containing two Jews who are partnered. “Intermarried” are households containing a Jew and a non-Jew who are partnered. “Not married” are households with no coupled individuals.

**Parental Status, individual:** “Respondent is parent” refers to a respondent who is living with their minor child(ren). “Not parent” refers to a respondent who is not living with any minor child(ren) who they of the parent of. A respondent who has minor children who live outside the household falls under the category “Not parent.”

**Parental Status, household:** “Kids in HH” refers to a household that includes at least one child under the age of 18. “No kids in HH” refers to a household that does not include any children under the age of 18.

**Synagogue Member:** Whether someone in the household is a member of a synagogue.

## Appendix C. Latent Class Analysis

Latent Class Analysis (LCA) is a method (Henry & Lazarsfeld, 1968) for uncovering the latent dimensions that explain the associations between categorical variables. It is a statistical method that is designed to identify latent variables. Latent variables are hypothesized variables of interest that cannot be measured directly in a dataset but are measured indirectly through variables that can be included (observed or manifest variables). As an illustration, “Jewish engagement” cannot be measured directly on a survey, but it is the latent variable of interest for the present study (Aronson et al., 2018).

Unlike factor analysis, a more frequently utilized method of cluster analysis, the goal of LCA is to identify classifications of people rather than groups of variables or characteristics. The latent variable for LCA is a categorical variable representing multiple classes or types of people. Each individual is assumed to be a member of only one class. The LCA method assigns, for each case in the dataset, a probability that the case is a member of each class. This assignment is based on the pattern of responses to the observed variables used in the analysis. An excellent explanation of these techniques can be found at <http://nap.edu/18623> (Institute of Medicine, 2014). The present study uses a modern version of LCA, a Stata plugin, to estimate the latent classes (Lanza et al., 2015).

Latent class analysis works with the patterns and attempts to group them in such a way that within each group, called a class, there is no association between the items. The latent class is called latent because, although it is actually not in the variable set, it accounts for the associations between the manifest variables in the same way that a third variable can account for the observed association between two variables. In the classic example of a nonsensical statement, “The more firemen at a fire, the greater the damage,” the association is accounted for by a third variable—the size of the fire. The greater the fire, the more firemen; the greater the fire, the more damage. In technical terms, this is called “local independence,” which is also an assumption of factor analysis. The goal of completely accounting for the associations is rarely met, in part because there are so many empty cells, as well as the messiness of real data. Rather, the method tries to find through iterative fitting the right number of classes and relationship between them that minimizes the discrepancy between a perfect fit and the actual data.

To develop an index of Jewish engagement for the present report, 17 items were used to represent the range of Jewish behaviors (Table C.1.) These items were selected to include ritual, communal, and cultural behaviors, as well as public and private behaviors. In all cases when items had more than two possible response levels, responses were dichotomized with the cutoff based on the distribution of responses in the original variable. After conducting the latent class analysis, a five-class solution was identified.

Latent Class Analysis was conducted in Stata version 17 using a user-developed LCA Stata Plugin developed by the Methodology Center at Penn State (Lanza et al., 2015). Solutions were examined for up to nine classes, as shown in Figure C.1. The five class solution was selected as the point where the goodness-of-fit measures “level off,” that is, improvement by adding more classes begin to decline. In addition, the five-class solution made intuitive sense. As in factor analysis, the number of classes, like the number of factors, is partly a matter of theory and intuition and the labels for the classes and factors are given by the analyst and are not in the data themselves. In addition to various indexes of fit, the output of the Stata program among other matters shows the size of the classes,

the probability that a particular indicator would be endorsed by a member of a particular class, and the limits of confidence for the various parameters. The output is voluminous and not presented in this report. As is the case with factor analysis, the names of the classes were developed by researchers to characterize the distinguishing behaviors of each class.

Figure C.1. Goodness-of-Fit measures for 3 through 9 LCA classes

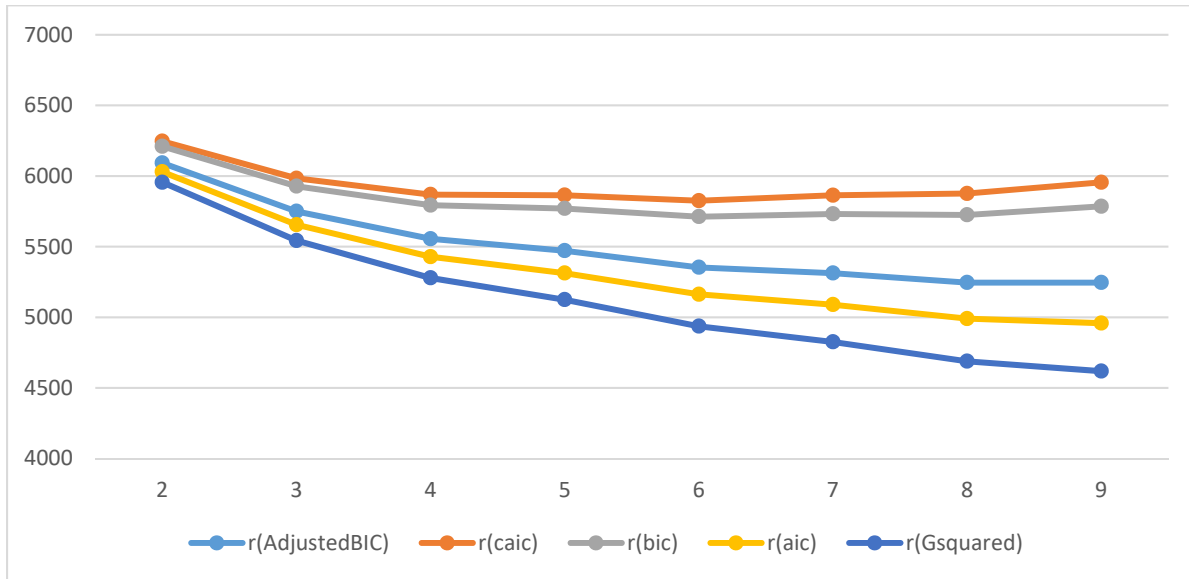


Table C.1 shows the conditional response probabilities for each behavior in the LCA analysis with the five-class solution. The first row of the table shows the probability of a random respondent being categorized in each of the five classes. The remaining rows show the conditional response probability of each behavior: the probability that a randomly selected member of a class will exhibit the given behavior. For example, for those in the class we called “Cultural,” the estimated probability of attending a seder was 15% as compared with 98% for those labelled “Immersed.”

**NOTE:** This table should not be confused with Table 3.1 in the main report, which shows weighted proportions of class membership and of each behavior within the dataset, rather than conditional probabilities as estimated by the LCA algorithm.

Table C.1. Conditional probability predicted by latent class model

	Cultural (%)	Personal (%)	Affiliated (%)	Connected (%)	Immersed (%)
Probability of Jewish adults	32	22	18	17	12
<b>Family holidays</b>					
Attended seder, 2021	15	89	83	89	98
Lit Hanukkah candles, 2020	54	95	88	100	99
<b>Ritual practices</b>					
Shabbat candles/dinner past year, ever	12	63	55	52	33
---almost always or always	0	7	20	45	67
Attended services past year, monthly +	0	0	28	20	82
Attended High Holiday services, 2020	36	69	89	79	100
Keeps kosher any level	9	7	36	68	66
<b>Organization behaviors (past year)</b>					
Synagogue member	4	18	81	55	98
Member of other Jewish organization	18	7	41	34	82
Member of informal Jewish group	4	16	19	11	50
Participated in program, ever	22	49	72	82	100
---often	5	3	13	21	50
Volunteered for Jewish organization	3	7	35	37	82
Donated to Jewish charity	41	57	90	85	100
<b>Individual behaviors (past year)</b>					
Followed news about Israel, somewhat/very closely	63	55	51	94	88
Read Jewish publications, sometimes/frequently	33	78	45	99	97
Engaged with Jewish-focused culture, sometimes/frequently	39	74	32	100	90
Ate Jewish foods, sometimes/frequently	61	76	43	94	92
Studied or learned Jewish texts, sometimes/frequently	8	4	11	60	72

Chapter 3 of this report describes the distribution *within each of the engagement groups* of demographic and Jewish background characteristics. Tables C.2 and C.3 below provide additional information for reference. They show the distribution of engagement groups *within each demographic or Jewish characteristic*. For example, Table 3.2 shows, within each engagement group, what proportion fall into each age category. By contrast, the first row of Table C.2, labelled 18-39, shows what proportion of 18-39 year-olds fall within each engagement category.

Table C.2. Demographics by Jewish engagement

	Cultural (%)	Personal (%)	Affiliated (%)	Connected (%)	Immersed (%)	Total (%)
Overall	35	19	17	17	13	100
Age						
18-39	25	25	14	22	14	100
40-54	31	19	26	12	13	100
55-64	35	26	17	12	10	100
65-74	33	19	15	21	12	100
75 +	31	16	14	26	12	100
Gender						
Male	27	20	24	17	12	100
Female	36	22	12	17	13	100
State						
Kansas	30	22	18	17	13	100
Missouri	37	21	14	17	12	100
Region						
City	36	18	13	20	12	100
High-Density Suburbs	26	23	19	18	14	100
Other Suburbs	47	20	17	10	6	100
Marriage status						
Unmarried	40	13	16	19	12	100
Married	30	24	18	17	12	100
Parent status						
Parent	31	26	20	12	11	100
Not Parent	32	20	16	19	13	100

Table C.3. Jewish background by Jewish engagement

	Cultural (%)	Personal (%)	Affiliated (%)	Connected (%)	Immersed (%)	Total (%)
Overall	35	19	17	17	13	100
Marital status						
Inmarried	17	23	21	21	18	100
Intermarried	48	24	13	10	5	100
Denomination						
Orthodox	0	2	9	48	41	100
Conservative	8	17	24	26	25	100
Reform	34	15	28	13	10	100
Other	--	--	--	--	--	100
None	49	33	4	11	3	100
Jewish background						
Parents inmarried	18	22	27	20	12	100
Parents intermarried	54	20	6	14	6	100
No Jewish parents (converted)	29	22	18	17	13	100

## References

- Aronson, J.K., L. Saxe, C. Kadushin, M. Boxer, & M.A. Brookner. (2018). A new approach to understanding contemporary Jewish engagement. *Contemporary Jewry*. <https://doi.org/10.1007/s12397-018-9271-8>
- Henry, N.W., & Lazarsfeld, P. F. (1968). *Latent structure analysis*. Boston: Houghton Mifflin.
- Institute of Medicine. (2014). *Chronic multisymptom illness in Gulf War veterans: Case definitions reexamined*. Washington, DC: The National Academies Press. <https://doi.org/10.17226/18623>. <http://nap.edu/18623>
- LCA Stata Plugin (Version 1.2) [Software]. (2015). University Park: The Methodology Center, Penn State. Retrieved from [methodology.psu.edu](http://methodology.psu.edu)
- Lanza, S. T., J. J. Dziak, L. Huang, A. T. Wagner, & L. M. Collins. (2015). LCA Stata plugin users' guide (Version 1.2). University Park, Penn State, PA: The Methodology Center, Penn State. <https://methodology.psu.edu/downloads/lcastata>.

# Appendix D. Study Instrument and Codebook

This document shows the exact text of each survey question, the logic indicating who received each question, the response options, and the weighted and unweighted responses. Before each question is the variable name that corresponds to the public use dataset.

The screener section shows all responses unweighted. Screened-out cases are not included in the dataset and do not have survey weights.

Most weighted responses use the respondent weight. Where the “|^|” symbol appears after a variable name, the weighted responses are estimated using household weights. See public use dataset documentation for details about survey weights.

## SCREENER

### SCRLIVE

*Do you live in the Greater Kansas City area for any part of the year, whether permanently or temporarily? (The Greater Kansas City Area includes Cass, Clay, Jackson, and Platte Counties in Missouri and Johnson, Miami, and Wyandotte Counties in Kansas.) If you usually live in Kansas City but are living somewhere else temporarily, please answer yes to this question, and answer all remaining questions about your usual home in Kansas City.*

Response	Unweighted n
1, Yes	989
Total	989

IF **SCRLIVE**=No (2), set **SCREENEDIN**=0

## RESPRELIG

*What is your present religion, if any?*

Response	Weighted %	n
1, Jewish	92	907
2, Protestant	2	15
3, Roman Catholic	1	6
4, Mormon	<1	1
5, Jehovah's Witness	0	0
6, Muslim	<1	2
7, Buddhist	0	0
8, Hindu	0	0
9, Atheist	1	8
10, Agnostic	1	6
11, Multiple religions	2	21
12, Something else	1	11
20, Nothing in particular	1	11
Total	100	988

### IF RESPRELIG=11

IF **RESPRELIG\_OR** or **RESPRELM\_OR** includes any Messianic terms then set **RJEWISH=0**, **MESSIANIC=1**, set **SCREENEDIN=0**

IF **RESPRELIG<>1** and **RESPRLMJ** is not selected ask:

## RESPCONSIDER

*Aside from religion, do you consider yourself Jewish in any way (for example, ethnically, culturally or because of your family's background)?*

Response	Weighted %	n
0, No	15	9
1, Yes	85	51
Total	100	60

IF **RESPRELIG=1** or **RESPRLMJ** is selected or **RESPCONSIDER=1** set **RJEWISH=1**  
IF **SCRLIVE=1** and **RJEWISH=0** and **HHADNUM>1**

## SCRCONJEW

*Does any other adult in your household consider themselves to be Jewish in any way?*

Response	Unweighted n
-99, Skipped Question	980
1, Yes	9
Total	989

IF **SCRLIVE=1** and (**RJEWISH=1** or **SCRCONJEW=1**) and **MESSIANIC=0** set **SCREENEDIN=1** then go to RESPONDENT DEMOGRAPHICS

## RESPONDENT DEMOGRAPHICS

### RESPGENDER

*What is your gender?*

Response	Weighted %	n
-99 Skipped Question	<1	5
1, Male	45	444
2, Female	54	535
3, Non-binary	1	5
Total	100	989

### RESPAGE5CAT

*How old are you?*

Response	Weighted %	n
1, 18-39	13	126
2, 40-54	18	178
3, 55-64	23	227
4, 65-74	30	291
5, 75+	15	145
Total	100	967

## RESPEDU

*What is the highest level of schooling you have completed?*

Response	Weighted %	n
-99, Skipped Question	<1	3
2, High school diploma or less	5	53
3, Associate or technical degree	4	43
4, Bachelor's degree	35	347
5, Graduate degree	55	543
Total	100	989

## RESPHISP

*Are you of Hispanic, Latino, or Spanish origin, such as Mexican, Cuban, Puerto Rican, or Argentinian?*

Response	Weighted %	n
0, No	97	185
1, Yes	3	5
Total	100	190

## If HHSIZE>1

### HHHISP

*Are you or anyone in your household of Hispanic, Latino, or Spanish origin, such as Mexican, Cuban, Puerto Rican, or Argentinian?*

Response	Weighted %	n
-99, Skipped Question	<1	4
1, Yes, you	2	13
2, Yes, someone else	2	18
3, Yes, both you and someone else	<1	3
4, No	96	759
Total	100	793

## RESRACEWHITE

*What is your race? White*

Response	Weighted %	n
-99, Skipped Question	<1	5
0, Not selected	1	14
1, Selected	99	970
Total	100	989

**RESPRACEBLACK***What is your race? Black or African American*

Response	Weighted %	n
-99, Skipped Question	<1	5
0, Not selected	99	977
1, Selected	1	7
Total	100	989

**RESPRACEASIAN***What is your race? Asian*

Response	Weighted %	n
-99, Skipped Question	<1	5
0, Not selected	99	981
1, Selected	<1	3
Total	100	989

**RESPRACEAIAN***What is your race? American Indian or Alaska Native*

Response	Weighted %	n
-99, Skipped Question	<1	5
0, Not selected	99	980
1, Selected	<1	4
Total	100	989

**RESPRACENHPI***What is your race? Native Hawaiian or other Pacific Islander*

Response	Weighted %	n
-99, Skipped Question	<1	5
0, Not selected	99	983
1, Selected	<1	1
Total	100	989

## RESRACE0TH

*What is your race? Some other race or origin*

Response	Weighted %	n
-99, Skipped Question	<1	5
0, Not selected	99	971
1, Selected	1	13
Total	100	989

## If HHSIZE>1

### HHRACESAME

*Does everyone in your household identify with the same racial groups as you do?*

Response	Weighted %	n
-99, Skipped Question	<1	3
0, Not selected	5	43
1, Selected	95	751
Total	100	989

## RESPPOC

*Do you identify as a person of color?*

Response	Weighted %	n
-99, Skipped Question	1	10
0, No	98	964
1, Yes	1	15
Total	100	989

## If HHSIZE>1

### HHPOC | ^ |

*Do you or anyone in your household identify as a person of color?*

Response	Weighted %	n
-99, Skipped Question	1	10
0, No	96	946
1, Yes, me	3	33
Total	100	989

## RESPMARITAL

*What is your current marital status?*

Response	Weighted %	n
-99, Skipped Question	<1	3
1, Married	70	690
2, Living with partner	4	43
3, Single- never married	9	87
4, Divorced	10	95
5, Separated	<1	4
6, Widowed	7	67
Total	100	989

## RESPPARJ

*When you were growing up, did either of your parents consider themselves to be Jewish?*

Response	Weighted %	n
-99, Skipped Question	<1	3
0, No, neither parent Jewish	11	107
1, Yes, one parent Jewish	6	60
2, Yes, both parents Jewish	83	819
Total	100	989

**If RESPPARJ=2**

## RESPPARW

*Which parent considered themselves to be Jewish?*

Response	Weighted %	n
1, Mother	53	32
2, Father	47	28
Total	100	60

## RESPRSD

*In what religion were you raised, if any?*

Response	Weighted %	n
-99, Skipped Question	< 1	3
1, Jewish	83	823
2, Jewish and another religion	3	29
3, Other religion	10	100
4, No religion	3	34
Total	100	989

**IF RJEWISH=1 AND RESPPARJ = NO (0) AND (RESPRELRSD=NO RELIGION (3) OR OTHER RELIGION (4))**

**RESPCONV**

*Did you have a formal conversion to Judaism, with a rabbi of any denomination?*

Response	Weighted %	n
0, No	16	15
1, Yes	84	77
2, I'm in the process of conversion	0	0
Total	100	92

**IF RJEWISH=1 and RESPPARJ=1 and RESPRSD=3 or 4 and RESPCONV=2**

**RESPWJSP**

*Earlier, you said that you think of yourself as Jewish in some way. Please describe the ways in which you consider yourself to be Jewish. My spouse is Jewish.*

Response	Weighted %	n
0, Not selected	27	3
1, Selected	73	8
Total	100	11

**IF RJEWISH=1 and RESPPARJ=1 and RESPRSD=3 or 4 and RESPCONV=2**

**RESPWJCH**

*Earlier, you said that you think of yourself as Jewish in some way. Please describe the ways in which you consider yourself to be Jewish. My children are Jewish.*

Response	Weighted %	n
0, Not selected	45	6
1, Selected	55	5
Total	100	11

**IF RJEWISH=1 and RESPPARJ=1 and RESPRSD=3 or 4 and RESPCONV=2**

**RESPWJGR**

*Earlier, you said that you think of yourself as Jewish in some way. Please describe the ways in which you consider yourself to be Jewish. My grandparents are Jewish.*

Response	Weighted %	n
0, Not selected	100	11
1, Selected	0	0
Total	100	11

**IF RJEWISH=1 and RESPPARJ=1 and RESPRSD=3 or 4 and RESPCONV=2  
RESPWJOTH**

*Earlier, you said that you think of yourself as Jewish in some way. Please describe the ways in which you consider yourself to be Jewish. Something else.*

Response	Weighted %	n
0, Not selected	82	9
1, Selected	18	2
Total	100	11

**IF RJEWISH = 1  
RESPDENOM**

*With which branch of Judaism do you currently identify, if any?*

Response	Weighted %	n
1, Orthodox	7	70
2, Conservative	28	264
3, Reconstructionist	1	7
4, Reform	46	442
5, Renewal	0	0
6, Humanist	1	5
7, Secular/Culturally Jewish	6	60
8, Other	2	16
9, Just Jewish, no particular denomination	10	96
Total	100	960

**IF RESPWAYJEW OR RESPDENOM\_0** include any Messianic terms then set **RJEWISH=0** and set **SCREENEDIN=0**, set **MESSIANIC=1**

## ADULT ROSTER

**IF HHADNUM>1, ask HHADRLT2 to HHADPOC2**

Display text

{**IF HHADNUM >2**: The next set of questions are about the adults ages 18 and over in your household. If you are married or living with a partner, please answer first about your spouse or partner.} Thinking about the {**IF HHADNUM = 2**: other} {**IF HHADNUM > 2**: first} adult age 18 or over in your household...

## HHADRLT2 | ^ |

*What is your relationship to this adult?*

Response	Weighted %	n
-99, Skipped Question	1	7
1, Your spouse	89	685
2, Your significant other, partner, or fiancé	5	41
3, Your adult child or stepchild	2	20
4, Your parent, step-parent, or parent-in law	1	10
5, Your daughter- or son-in law	<1	3
6, Your sibling	<1	1
7, Your roommate/housemate	1	7
8, Other relative	<1	1
9, Other non-relative	<1	1
Total	100	776

### PROGRAMMER:

IF **HHADRLT\*** = YOUR SPOUSE (1) OR YOUR SIGNIFICANT OTHER, OR PARTNER, OR FIANCE (2), REPLACE **MARRIED** = 1

IF **HHADRLT\*** = YOUR SPOUSE (1) REPLACE **SPOUSENAME** = "spouse"

IF **HHADRLT\*** = YOUR SIGNIFICANT OTHER, OR PARTNER, OR FIANCE (2), REPLACE **SPOUSENAME** = "partner"

REPLACE **HHOLD** = 1 IF **HHADRLT\*** <> YOUR ROOMMATE/HOUSEMATE (7)

## HHADGENDER2 | ^ |

*What is this adult's gender?*

Response	Weighted %	n
-99, Skipped Question	2	16
1, Male	49	383
2, Female	49	376
Total	100	776

**HHADAGE2\_CAT | ^ |***What is {his/ her/ their} age?*

Response	Weighted %	n
-99, Skipped Question	9	35
1, 18-34	9	52
2, 35-49	20	144
3, 50-64	30	237
4, 65-74	26	224
5, 75+	7	84
Total	100	776

**HHADEDU2 | ^ |***What is the highest level of schooling they have completed?*

Response	Weighted %	n
-99, Skipped Question	2	18
1, High school diploma or less	8	59
2, Associate or technical degree	6	46
3, Bachelor's degree	35	271
4, Graduate degree	47	368
5, Other	2	13
Total	100	775

**HHADRELIG2 | ^ |***What is their religion?*

Response	Weighted %	n
-99, Skipped Question	1	6
1, Jewish	72	555
2, Protestant	10	76
3, Roman Catholic	5	41
4, Mormon	0	0
5, Jehovah's Witness	0	0
6, Muslim	0	0
7, Buddhist	<1	3
8, Hindu	0	0
9, Atheist	3	21
10, Agnostic	4	32
11, Multiple religions	1	9
12, Something else	4	31
20, Nothing in particular	<1	2
Total	100	776

IF HHADRELIG2=11

HHADRLMJ2 | ^ |

*What religions does this adult identify with? Jewish.*

Response	Weighted %	n
0, Not selected	33	3
1, Selected	67	6
Total	100	9

IF HHADRELIG2=11

HHADRLMP2 | ^ |

*What religions does this adult identify with? Protestant.*

Response	Weighted %	n
0, Not selected	67	6
1, Selected	33	3
Total	100	9

IF HHADRELIG2=11

HHADRLMC2 | ^ |

*What religions does this adult identify with? Roman Catholic.*

Response	Weighted %	n
0, Not selected	67	6
1, Selected	33	3
Total	100	9

IF HHADRELIG2=11

HHADRLMM2 | ^ |

*What religions does this adult identify with? Mormon.*

Response	Weighted %	n
0, Not selected	89	8
1, Selected	11	1
Total	100	9

IF **HHADRELIG2=11**

**HHADRLMB2** | ^ |

*What religions does this adult identify with? Buddhist.*

Response	Weighted %	n
0, Not selected	78	7
1, Selected	22	2
Total	100	9

IF **HHADRELIG2=11**

**HHADRLMA2** | ^ |

*What religions does this adult identify with? Atheist.*

Response	Weighted %	n
0, Not selected	67	6
1, Selected	33	3
Total	100	9

IF **HHADRELIG2=11**

**HHADRLMO2** | ^ |

*What religions does this adult identify with? Something else.*

Response	Weighted %	n
0, Not selected	89	8
1, Selected	11	1
Total	100	9

IF **HHADRELIG2 IS NOT JEWISH OR JEWISH AND ANOTHER RELIGION**

**HHADCONS2** | ^ |

*Aside from religion, does this adult consider themselves Jewish in any way (for example, ethnically, culturally, or because of your family's background)?*

Response	Weighted %	n
-99, Skipped Question	2	4
0, No	76	163
1, Yes	22	48
Total	100	215

NOTE: IF **HHADRELIG2** IS JEWISH OR JEWISH AND ANOTHER RELIGION OR **HHAD2** IS YES, ADULT IS JEWISH

**PROGRAMMER:**

**IF RJEWISH = 1:**

**IF (HHADRLT2 = YOUR SPOUSE (1) OR YOUR SIGNIFICANT OTHER, OR PARTNER, OR FIANCE (2)) AND (HHADRELIG2 IS NOT JEWISH (1) AND NOT JEWISH AND ANOTHER RELIGION (2)) AND HHADCONS2 = NO (0), THEN INTERFAITH = 1.**

**IF RJEWISH = 0:**

**IF (HHADRLT2 = YOUR SPOUSE (1) OR YOUR SIGNIFICANT OTHER, OR PARTNER, OR FIANCE (2)) AND ((HHADRELIG2 = JEWISH (1) OR JEWISH AND ANOTHER RELIGION (2)) OR HHADCONS2 = YES (1)), THEN INTERFAITH = 1.**

**HHADPARJ2 | ^ |**

*When this adult was growing up, did either of their parents consider themselves to be Jewish?*

Response	Weighted %	n
-99, Skipped Question	1	6
0, No, neither parent Jewish	37	286
1, Yes, one parent Jewish	4	34
2, Yes, both parents Jewish	58	449
Total	100	775

**IF HHADPARJ2=1**

**HHAPARW2 | ^ |**

*Which parent considered themselves to be Jewish?*

Response	Weighted %	n
1, Mother	50	17
2, Father	50	17
Total	100	34

**HHADRSD2 | ^ |**

*In what religion was this adult raised?*

Response	Weighted %	n
-99, Skipped Question	1	8
1, Jewish	60	460
2, Jewish and another religion	1	5
3, Other religion	33	254
4, No religion	6	47
Total	100	774

IF (HHADRELIG2 =1 OR HHADRLMJ2 was selected OR HHADCONS2 =1 AND (HHADPARJ2 =0 AND HHADRSD2=3 or 4

**HHADCONV2 | ^ |**

*Did this adult have a formal conversion to Judaism?*

Response	Weighted %	n
0, No	36	45
1, Yes	62	76
2, In the process of conversion	2	2
Total	100	123

IF HHADRLG2=1 OR HHADRLMJ2 WAS SELECTED OR HHADCONS2=1 AND HHADPARJ2=1 or 2 OR HHADRSD2=1 or 2 or HHADCONV2=1, set ADJEWISH2=1; else set ADJEWISH2=0

**HHADDENOM2 | ^ |**

*With which denomination of Judaism does this adult identify, if any?*

Response	Weighted %	n
1, Orthodox	8	47
2, Conservative	35	198
3, Reconstructionist	1	3
4, Reform	42	234
5, Renewal	0	0
6, Humanist	<1	2
7, Secular/Culturally Jewish	3	18
8, Other	2	8
9, Just Jewish, no particular denomination	9	49
Total	100	559

IF HHHISP=2 or 3 or skipped

**HHADHISP2 | ^ |**

*Is this adult of Hispanic, Latino, or Spanish origin, such as Mexican, Puerto Rican, Cuban, or Argentinian?*

Response	Weighted %	n
-99, Skipped Question	10	2
0, No	27	7
1, Yes	63	14
Total	100	23

IF HHRACESAME=2 or skipped

HHADRACEWHITE2 | ^ |

What is {their} race? White

Response	Weighted %	n
-99, Skipped Question	<1	1
0, Not selected	1	11
1, Selected	99	761
Total	100	773

IF HHRACESAME=2 or skipped

HHADRACEBLACK2 | ^ |

What is {their} race? Black or African American

Response	Weighted %	n
-99, Skipped Question	<1	1
0, Not selected	99	766
1, Selected	1	6
Total	100	773

IF HHRACESAME=2 or skipped

HHADRACEASIAN2 | ^ |

What is {their} race? Asian

Response	Weighted %	n
-99, Skipped Question	<1	1
0, Not selected	99	767
1, Selected	1	5
Total	100	773

IF HHRACESAME=2 or skipped

HHADRACEAIAN2 | ^ |

What is {their} race? American Indian or Alaska Native

Response	Weighted %	n
-99, Skipped Question	<1	1
0, Not selected	99	768
1, Selected	1	4
Total	100	773

IF HHRACESAME=2 or skipped

HHADRACENHPI2 | ^ |

What is {their} race? Native Hawaiian or other Pacific Islander

Response	Weighted %	n
-99, Skipped Question	<1	1
0, Not selected	100	772
1, Selected	0	0
Total	100	773

IF HHRACESAME=2 or skipped

HHADRACEOTH2 | ^ |

What is {their} race? Some other race or origin

Response	Weighted %	n
-99, Skipped Question	<1	1
0, Not selected	99	766
1, Selected	1	6
Total	100	773

IF HHPOC=2 OR 3 or skipped

HHADPOC2 | ^ |

{Do they} identify as a person of color?

Response	Weighted %	n
-99, Skipped Question	<1	1
0, No	58	14
1, Yes	42	10
Total	100	25

IF HHADAGE2=18 or 19

HHADHS2 | ^ |

Is this adult enrolled in high school in the 2020-2021 academic year?

Response	Weighted %	n
0, No	33	1
1, Yes	67	2
Total	100	3

### HHADRLT3 | ^ |

*What is your relationship to this adult?*

Response	Weighted %	n
-99, Skipped Question	6	8
1, Your spouse	0	0
2, Your significant other, partner, or fiancé	0	0
3, Your adult child or stepchild	77	99
4, Your parent, step-parent, or parent-in law	9	11
5, Your daughter- or son-in law	3	4
6, Your sibling	2	2
7, Your roommate/housemate	1	1
8, Other relative	2	3
9, Other non-relative	1	1
Total	100	129

#### **PROGRAMMER:**

IF **HHADRLT\*** = YOUR SPOUSE (1) OR YOUR SIGNIFICANT OTHER, OR PARTNER, OR FIANCE (2), REPLACE **MARRIED** = 1

IF **HHADRLT\*** = YOUR SPOUSE (1) REPLACE **SPOUSENAME** = “spouse”

IF **HHADRLT\*** = YOUR SIGNIFICANT OTHER, OR PARTNER, OR FIANCE (2), REPLACE **SPOUSENAME** = “partner”

REPLACE **HHOLD** = 1 IF **HHADRLT\*** <> YOUR ROOMMATE/HOUSEMATE (7)

### HHADGENDER3 | ^ |

*What is this adult's gender?*

Response	Weighted %	n
-99, Skipped Question	7	9
1, Male	47	61
2, Female	45	58
3, Non-binary	1	1
Total	100	129

**HHADAGE3\_CAT | ^ |***What is {his/ her/ their} age?*

Response	Weighted %	n
-99, Skipped Question	10	12
1, 18-34	63	97
2, 35-49	12	7
3, 50-64	11	6
4, 65-74	3	4
5, 75+	< 1	3
Total	100	129

**HHADEDU3 | ^ |***What is the highest level of schooling {they have} completed?*

Response	Weighted %	n
-99, Skipped Question	6	8
1, High school diploma or less	50	65
2, Associate or technical degree	5	7
3, Bachelor's degree	27	35
4, Graduate degree	8	10
5, Other	3	4
Total	100	129

**HHADRELIG3 | ^ |***What is {their} religion?*

Response	Weighted %	n
-99, Skipped Question	2	3
1, Jewish	78	99
2, Protestant	5	3
3, Roman Catholic	2	6
4, Mormon	0	0
5, Jehovah's Witness	0	0
6, Muslim	0	0
7, Buddhist	0	0
8, Hindu	0	0
9, Atheist	1	2
10, Agnostic	6	8
11, Multiple religions	4	5
12, Something else	2	3
20, Nothing in particular	0	0
Total	100	129

**IF HHADRELIG3=11**

**HHADRLMJ3 | ^ |**

*What religions does this adult identify with? Jewish.*

Response	Weighted %	n
0, Not selected	0	0
1, Selected	100	5
Total	100	5

**IF HHADRELIG3=11**

**HHADRLMP3 | ^ |**

*What religions does this adult identify with? Protestant.*

Response	Weighted %	n
0, Not selected	40	2
1, Selected	60	3
Total	100	5

**IF HHADRELIG3=11**

**HHADRLMC3 | ^ |**

*What religions does this adult identify with? Roman Catholic.*

Response	Weighted %	n
0, Not selected	80	4
1, Selected	20	1
Total	100	

**IF HHADRELIG3=11**

**HHADRLMH3 | ^ |**

*What religions does this adult identify with? Hindu.*

Response	Weighted %	n
0, Not selected	80	4
1, Selected	20	1
Total	100	5

IF **HHADRELIG3=11**

**HHADRLMO3 | ^ |**

*What religions does this adult identify with? Something else.*

Response	Weighted %	n
0, Not selected	80	4
1, Selected	20	1
Total	100	5

IF **HHADRELIG3 IS NOT JEWISH OR JEWISH AND ANOTHER RELIGION**

**HHADCONS3 | ^ |**

*Aside from religion, does this adult consider themselves Jewish in any way (for example, ethnically, culturally, or because of your family's background)?*

Response	Weighted %	n
-99, Skipped Question	12	3
0, No	48	12
1, Yes	40	10
Total	100	25

NOTE: IF **HHADRELIG3 IS JEWISH OR JEWISH AND ANOTHER RELIGION OR HHAD3 IS YES, ADULT IS JEWISH**

**PROGRAMMER:**

IF **RJEWISH = 1:**

IF (**HHADRLT3 = YOUR SPOUSE (1) OR YOUR SIGNIFICANT OTHER, OR PARTNER, OR FIANCE (2)**) AND (**HHADRELIG3 IS NOT JEWISH (1) AND NOT JEWISH AND ANOTHER RELIGION (2)**) AND **HHADCONS3 = NO (0)**, THEN **INTERFAITH = 1**.

IF **RJEWISH = 0:**

IF (**HHADRLT3 = YOUR SPOUSE (1) OR YOUR SIGNIFICANT OTHER, OR PARTNER, OR FIANCE (2)**) AND ((**HHADRELIG3 = JEWISH (1) OR JEWISH AND ANOTHER RELIGION (2)**) OR **HHADCONS3 = YES (1)**), THEN **INTERFAITH = 1**.

**HHADPARJ3 | ^ |**

*When this adult was growing up, did either of their parents consider themselves to be Jewish?*

Response	Weighted %	n
-99, Skipped Question	2	3
0, No, neither parent Jewish	13	10
1, Yes, one parent Jewish	25	32
2, Yes, both parents Jewish	65	84
Total	100	129

**IF HHADPARJ3=1**

**HHAPARW3 | ^ |**

*Which parent considered themselves to be Jewish?*

Response	Weighted %	n
1, Mother	44	14
2, Father	56	18
Total	100	32

**HHADRSD3 | ^ |**

*In what religion was this adult raised?*

Response	Weighted %	n
-99, Skipped Question	2	3
1, Jewish	78	99
2, Jewish and another religion	5	6
3, Other religion	11	14
4, No religion	5	7
Total	100	129

**IF (HHADRELIG3 =1 OR HHADRLMJ3 was selected OR HHADCONS3 =1 AND  
(HHADPARJ3 =0 AND HHADRSD3=3 or 4**

**HHADCONV3 | ^ |**

*Did this adult have a formal conversion to Judaism?*

Response	Weighted %	n
0, No	100	1
1, Yes	0	0
Total	100	1

**IF HHADRLG3=1 OR HHADRLMJ3 WAS SELECTED OR HHADCONS3=1 AND  
HHADPARJ3=1 or 2 OR HHADRSD3=1 or 2 or HHADCONV3=1, set ADJEWISH3=1; else  
set ADJEWISH3=0**

**HHADDENOM3 | ^ |**

*With which denomination of Judaism does this adult identify, if any?*

Response	Weighted %	n
1, Orthodox	4	5
2, Conservative	25	28
3, Reconstructionist	0	0
4, Reform	46	52
5, Renewal	0	0
6, Humanist	0	0
7, Secular/Culturally Jewish	4	5
8, Other	0	0
9, Just Jewish, no particular denomination	20	23
Total	100	113

**IF HHHISP=2 or 3 or skipped**

**HHADHISP3 | ^ |**

*Is this adult of Hispanic, Latino, or Spanish origin, such as Mexican, Puerto Rican, Cuban, or Argentinian?*

Response	Weighted %	n
-99, Skipped Question	12	1
0, No	44	4
1, Yes	44	4
Total	100	9

**IF HHRACESAME=2 or skipped**

**HHADRACEWHITE3 | ^ |**

*What is {their} race? White*

Response	Weighted %	n
0, Not selected	2	2
1, Selected	98	127
Total	100	129

**IF HHRACESAME=2 or skipped**

**HHADRACEBLACK3 | ^ |**

*What is {their} race? Black or African American*

Response	Weighted %	n
0, Not selected	99	128
1, Selected	1	1
Total	100	129

IF HHRACESAME=2 or skipped

HHADRACEASIAN3 | ^ |

*What is {their} race? Asian*

Response	Weighted %	n
0, Not selected	99	128
1, Selected	1	1
Total	100	129

IF HHRACESAME=2 or skipped

HHADRACEOTH3 | ^ |

*What is {their} race? Some other race or origin*

Response	Weighted %	n
0, Not selected	99	128
1, Selected	1	1
Total	100	129

IF HHPOC=2 OR 3 or skipped

HHADPOC3 | ^ |

*{Do they} identify as a person of color?*

Response	Weighted %	n
0, No	40	2
1, Yes	60	3
Total	100	5

IF HHADAGE3=18 or 19

HHADHS3 | ^ |

*Is this adult enrolled in high school in the 2020-2021 academic year?*

Response	Weighted %	n
0, No	41	11
1, Yes	59	16
Total	100	27

**HHADRLT4 | ^ |***What is your relationship to this adult?*

Response	Weighted %	n
-99, Skipped Question	7	3
1, Your spouse	0	0
2, Your significant other, partner, or fiancé	0	0
3, Your adult child or stepchild	84	36
4, Your parent, step-parent, or parent-in law	5	2
5, Your daughter- or son-in law	2	1
6, Your sibling	0	0
7, Your roommate/housemate	0	0
8, Other relative	2	1
9, Other non-relative	0	0
Total	100	43

**PROGRAMMER:**

IF **HHADRLT\*** = YOUR SPOUSE (1) OR YOUR SIGNIFICANT OTHER, OR PARTNER, OR FIANCE (2), REPLACE **MARRIED** = 1

IF **HHADRLT\*** = YOUR SPOUSE (1) REPLACE **SPOUSENAME** = “spouse”

IF **HHADRLT\*** = YOUR SIGNIFICANT OTHER, OR PARTNER, OR FIANCE (2),

REPLACE **SPOUSENAME** = “partner”

REPLACE **HHOLD** = 1 IF **HHADRLT\*** <> YOUR ROOMMATE/HOUSEMATE (7)

**HHADGENDER4 | ^ |***What is this adult's gender?*

Response	Weighted %	n
-99, Skipped Question	7	3
1, Male	42	18
2, Female	51	22
Total	100	43

**HHADAGE4\_CAT | ^ |***What is {his/ her/ their} age?*

Response	Weighted %	n
-99, Skipped Question	13	5
1, 18-34	77	35
2, 35-49	0	0
3, 50-64	< 1	1
4, 65-74	2	1
5, 75+	8	1
Total	100	43

**HHADEDU4 | ^ |***What is the highest level of schooling {they have} completed?*

Response	Weighted %	n
-99, Skipped Question	7	3
1, High school diploma or less	56	24
2, Associate or technical degree	9	4
3, Bachelor's degree	21	9
4, Graduate degree	5	2
5, Other	2	1
Total	100	43

**HHADRELIG4 | ^ |***What is {their} religion?*

Response	Weighted %	n
-99, Skipped Question	2	1
1, Jewish	86	37
2, Protestant	2	1
3, Roman Catholic	0	0
4, Mormon	0	0
5, Jehovah's Witness	0	0
6, Muslim	0	0
7, Buddhist	0	0
8, Hindu	0	0
9, Atheist	0	0
10, Agnostic	5	2
11, Multiple religions	2	1
12, Something else	2	1
20, Nothing in particular	0	0
Total	100	43

IF **HHADRELIG4=11**

**HHADRLMJ4 | ^ |**

*What religions does this adult identify with? Jewish.*

Response	Weighted %	n
0, Not selected	0	0
1, Selected	100	1
Total	100	1

IF **HHADRELIG4=11**

**HHADRLMO4 | ^ |**

*What religions does this adult identify with? Something else.*

Response	Weighted %	n
0, Not selected	0	0
1, Selected	100	1
Total	100	1

IF **HHADRELIG4 IS NOT JEWISH OR JEWISH AND ANOTHER RELIGION**

**HHADCONS4 | ^ |**

*Aside from religion, does this adult consider themselves Jewish in any way (for example, ethnically, culturally, or because of your family's background)?*

Response	Weighted %	n
-99, Skipped Question	20	1
0, No	40	2
1, Yes	40	2
Total	100	5

NOTE: IF **HHADRELIG4 IS JEWISH OR JEWISH AND ANOTHER RELIGION OR HHAD4 IS YES, ADULT IS JEWISH**

**PROGRAMMER:**

IF **RJEWISH = 1:**

IF (**HHADRLT4 = YOUR SPOUSE (1) OR YOUR SIGNIFICANT OTHER, OR PARTNER, OR FIANCE (2)**) AND (**HHADRELIG4 IS NOT JEWISH (1) AND NOT JEWISH AND ANOTHER RELIGION (2)**) AND **HHADCONS4 = NO (0)**, THEN **INTERFAITH = 1.**

IF **RJEWISH = 0:**

IF (**HHADRLT4 = YOUR SPOUSE (1) OR YOUR SIGNIFICANT OTHER, OR PARTNER, OR FIANCE (2)**) AND ((**HHADRELIG4 = JEWISH (1) OR JEWISH AND ANOTHER RELIGION (2)**) OR **HHADCONS4 = YES (1)**), THEN **INTERFAITH = 1.**

**HHADPARJ4 | ^ |***When this adult was growing up, did either of their parents consider themselves to be Jewish?*

Response	Weighted %	n
-99, Skipped Question	2	1
0, No, neither parent Jewish	5	2
1, Yes, one parent Jewish	26	11
2, Yes, both parents Jewish	67	29
Total	100	43

**IF HHADPARJ4=1****HHAPARW4 | ^ |***Which parent considered themselves to be Jewish?*

Response	Weighted %	n
1, Mother	64	7
2, Father	36	4
Total	100	11

**HHADRSD4 | ^ |***In what religion was this adult raised?*

Response	Weighted %	n
-99, Skipped Question	2	1
1, Jewish	84	36
2, Jewish and another religion	2	1
3, Other religion	5	2
4, No religion	7	3
Total	100	43

**IF HHADRLG4=1 OR HHADRLMJ4 WAS SELECTED OR HHADCONS4=1 AND HHADPARJ4=1 or 2 OR HHADRSD4=1 or 2 or HHADCONV4=1, set ADJEWISH4=1; else set ADJEWISH4=0**

**HHADDENOM4 | ^ |**

*With which denomination of Judaism does this adult identify, if any?*

Response	Weighted %	n
1, Orthodox	3	1
2, Conservative	18	7
3, Reconstructionist	0	0
4, Reform	53	21
5, Renewal	0	0
6, Humanist	0	0
7, Secular/Culturally Jewish	10	4
8, Other	0	0
9, Just Jewish, no particular denomination	18	7
Total	100	40

IF **HHHISP=2 or 3 or skipped**

**HHADHISP4 | ^ |**

*Is this adult of Hispanic, Latino, or Spanish origin, such as Mexican, Puerto Rican, Cuban, or Argentinian?*

Response	Weighted %	n
0, No	0	0
1, Yes	100	2
Total	100	2

IF **HHRACESAME=2 or skipped**

**HHADRACEWHITE4 | ^ |**

*What is {their} race? White*

Response	Weighted %	n
0, Not selected	0	0
1, Selected	100	43
Total	100	43

IF **HHPOC=2 OR 3 or skipped**

**HHADPOC4 | ^ |**

*{Do they} identify as a person of color?*

Response	Weighted %	n
-99, Skipped Question		
0, No	0	0
1, Yes	100	2
Total	100	2

IF **HHADAGE4**=18 or 19

**HHADHS4** | ^ |

*Is this adult enrolled in high school in the 2020-2021 academic year?*

Response	Weighted %	n
0, No	25	4
1, Yes	75	12
Total	100	16

**HHADRLT5** | ^ |

*What is your relationship to this adult?*

Response	Weighted %	n
-99, Skipped Question	20	2
1, Your spouse	0	0
2, Your significant other, partner, or fiancé	0	0
3, Your adult child or stepchild	50	5
4, Your parent, step-parent, or parent-in law	0	0
5, Your daughter- or son-in law	0	0
6, Your sibling	10	1
7, Your roommate/housemate	0	0
8, Other relative	20	2
9, Other non-relative	0	0
Total	100	10

**PROGRAMMER:**

IF **HHADRLT\*** = YOUR SPOUSE (1) OR YOUR SIGNIFICANT OTHER, OR PARTNER, OR FIANCE (2), REPLACE **MARRIED** = 1

IF **HHADRLT\*** = YOUR SPOUSE (1) REPLACE **SPOUSENAME** = “spouse”

IF **HHADRLT\*** = YOUR SIGNIFICANT OTHER, OR PARTNER, OR FIANCE (2), REPLACE **SPOUSENAME** = “partner”

REPLACE **HHOLD** = 1 IF **HHADRLT\*** <> YOUR ROOMMATE/HOUSEMATE (7)

**HHADGENDER5 | ^ |***What is this adult's gender?*

Response	Weighted %	n
-99, Skipped Question	20	2
1, Male	30	3
2, Female	50	5
Total	100	10

**HHADAGE5\_CAT | ^ |***What is {his/ her/ their} age?*

Response	Weighted %	n
-99, Skipped Question	2	3
1, 18-34	93	5
2, 35-49	0	0
3, 50-64	< 1	1
4, 65-74	0	0
5, 75+	5	1
Total	100	10

**HHADEDU5 | ^ |***What is the highest level of schooling {they have} completed?*

Response	Weighted %	n
-99, Skipped Question	20	2
1, High school diploma or less	40	4
2, Associate or technical degree	10	1
3, Bachelor's degree	0	0
4, Graduate degree	20	2
5, Other	10	1
Total	100	10

## HHADRELIG5 | ^ |

What is {their} religion?

Response	Weighted %	n
-99, Skipped Question	10	1
1, Jewish	90	9
2, Protestant	0	0
3, Roman Catholic	0	0
4, Mormon	0	0
5, Jehovah's Witness	0	0
6, Muslim	0	0
7, Buddhist	0	0
8, Hindu	0	0
9, Atheist	0	0
10, Agnostic	0	0
11, Multiple religions	0	0
12, Something else	0	0
20, Nothing in particular	0	0
Total	100	10

NOTE: IF **HHADRELIG5** IS JEWISH OR JEWISH AND ANOTHER RELIGION OR **HHAD5** IS YES, ADULT IS JEWISH

### PROGRAMMER:

IF **RJEWISH** = 1:

IF (**HHADRLT5** = YOUR SPOUSE (1) OR YOUR SIGNIFICANT OTHER, OR PARTNER, OR FIANCE (2)) AND (**HHADRELIG5** IS NOT JEWISH (1) AND NOT JEWISH AND ANOTHER RELIGION (2)) AND **HHADCONS5** = NO (0), THEN **INTERFAITH** = 1.

IF **RJEWISH** = 0:

IF (**HHADRLT5** = YOUR SPOUSE (1) OR YOUR SIGNIFICANT OTHER, OR PARTNER, OR FIANCE (2)) AND ((**HHADRELIG5** = JEWISH (1) OR JEWISH AND ANOTHER RELIGION (2)) OR **HHADCONS5** = YES (1)), THEN **INTERFAITH** = 1.

### HHADPARJ5 | ^ |

*When this adult was growing up, did either of their parents consider themselves to be Jewish?*

Response	Weighted %	n
-99, Skipped Question	10	1
0, No, neither parent Jewish	10	1
1, Yes, one parent Jewish	0	0
2, Yes, both parents Jewish	80	8
Total	100	10

### HHADRSD5 | ^ |

*In what religion was this adult raised?*

Response	Weighted %	n
-99, Skipped Question	10	1
1, Jewish	80	8
2, Jewish and another religion	0	0
3, Other religion	10	1
4, No religion	0	0
Total	100	10

**IF (HHADRELIG5 =1 OR HHADRLMJ5 was selected OR HHADCONS5 =1 AND (HHADPARJ5 =0 AND HHADRSD5=3 or 4**

### HHADCONV5 | ^ |

*Did this adult have a formal conversion to Judaism?*

Response	Weighted %	n
0, No	0	0
1, Yes	100	1
Total	100	1

**IF HHADRLG5=1 OR HHADRLMJ5 WAS SELECTED OR HHADCONS5=1 AND HHADPARJ5=1 or 2 OR HHADRSD5=1 or 2 or HHADCONV5=1, set ADJEWISH5=1; else set ADJEWISH5=0**

## HHADDENOM5 | ^ |

*With which denomination of Judaism does this adult identify, if any?*

Response	Weighted %	n
-99, Skipped Question	0	0
1, Orthodox	0	0
2, Conservative	22	2
3, Reconstructionist	0	0
4, Reform	55	5
5, Renewal	11	1
6, Humanist	0	0
7, Secular/Culturally Jewish	11	1
8, Other	0	0
9, Just Jewish, no particular denomination	0	0
Total	100	9

IF HHRACESAME=2 or skipped

## HHADRACEWHITE5 | ^ |

*What is {their} race? White*

Response	Weighted %	n
0, Not selected	0	0
1, Selected	10	10
Total	100	10

IF HHADAGE5=18 or 19

## HHADHS5 | ^ |

*Is this adult enrolled in high school in the 2020-2021 academic year?*

Response	Weighted %	n
0, No	100	2
Total	100	2

## CHILD ROSTER

IF HHCHNUM > 0, CONTINUE

IF HHCHNUM = 0, SKIP TO MULTIGENERATIONAL SECTION

### NOTE TO PROGRAMMER:

This section is a loop thru up to 10 children based on HHCHNUM. There are slight differences between the first pass for child 1. Children 2-10 are identical.

**DISPLAY TEXT:** The next set of questions is about the {IF HHCHNUM =1: child} {IF HHCHNUM >1: children} aged 17 or younger in your household. {IF HHCHNUM > 1: Please start with the youngest child in your household, going to the oldest. Thinking of the first child...}

### HHCHAGE1\_CAT | ^ |

*How old is this child? (If less than 1 year old, please enter 0.)*

Response	Weighted %	n
-99, Skipped Question	11	17
1, 0-4	18	37
2, 5-9	25	66
3, 10-17	46	122
Total	100	242

### HHCHGENDER1 | ^ |

*Is this child...*

Response	Weighted %	n
-99, Skipped Question	7	16
1, Male	52	125
2, Female	42	101
Total	100	242

**IF HHCHGENDER1 = MALE (1), USE “HIS” OR “HE” IN NEXT QUESTIONS.**

**IF HHCHGENDER1= FEMALE (2), USE “HER” OR “SHE” IN NEXT QUESTIONS.**

### HHCHRLT1 | ^ |

*What is your relationship to {this child}?*

Response	Weighted %	n
-99, Skipped Question	6	15
1, Your child	88	212
2, Your stepchild	4	10
3, Your sibling	<1	1
4, Your grandchild	1	3
5, Other relative	0	0
6, Other non-relative	<1	1
Total	100	242

**HHCHGRD1 | ^ |***What grade is {this child} in for the 2020-21 school year?*

Response	Weighted %	n
-99, Skipped Question	7	18
1, Not yet in kindergarten	19	47
2, Kindergarten-Grade 5	31	74
3, Grade 6-8	14	34
4, Grade 9-12	27	66
5, Past high school (e.g. college, gap year)	1	2
6, Not in school	<1	1
Total	100	242

**PROGRAMMER: IF HHCHGRD1 = 2 or 3 or 4, SET K12CT=K12CT+1****HHCHRLG1 | ^ |***{Do you} consider the child to be...*

Response	Weighted %	n
-99, Skipped Question	4	9
1, Jewish	81	196
2, Jewish and something else	5	13
3, Something else	2	6
4, None of these	7	17
77, Don't know	<1	1
Total	100	242

**IF HHCHNUM>1****HHCHRELSAME | ^ |***Is that answer the same for all of the children in the household?*

Response	Weighted %	n
0, No	3	5
1, Yes	97	143
Total	100	148

**HHCHHISP1 | ^|***Is this child of Hispanic, Latino, or Spanish origin, such as Mexican, Puerto Rican, Cuban or Argentinian?*

Response	Weighted %	n
-99, Skipped Question	10	3
0, No	57	17
1, Yes	33	10
Total	100	30

**HHCHRACEWHITE1 / ^\***What is their race? White*

Response	Weighted %	n
-99, Skipped Question	1	2
0, Not selected	2	4
1, Selected	97	236
Total	100	242

**HHCHRACEBLACK1 / ^\***What is their race? Black or African American*

Response	Weighted %	n
-99, Skipped Question	1	2
0, Not selected	97	235
1, Selected	2	5
Total	100	242

**HHCHRACEASIAN1 / ^\***What is {their} race? Asian*

Response	Weighted %	n
-99, Skipped Question	1	2
0, Not selected	97	236
1, Selected	2	4
Total	100	242

**HHCHRAA1AN1 / ^ \***What is {their} race? American Indian or Alaska Native*

Response	Weighted %	n
-99, Skipped Question	2	2
0, Not selected	98	239
1, Selected	<1	1
Total	100	242

**HHCHRACENHP1 / ^ \***What is {their} race? Native Hawaiian or other Pacific Islander*

Response	Weighted %	n
-99, Skipped Question	<1	2
0, Not selected	99	240
Total	100	242

**HHCHRAEOTH1 / ^ \***What is {their} race? Some other race or origin*

Response	Weighted %	n
-99, Skipped Question	1	2
0, Not selected	97	235
1, Selected	2	5
Total		242

**IF HHPOC =2 or 3 or skip****HHCHPOC1 | ^ |***{Do you consider} {this child} to be a person of color?*

Response	Weighted %	n
-99, Skipped Question	10	3
0, No	67	20
1, Yes	23	7
Total	100	30

### HHCHAGE2\_CAT | ^ |

*How old is this child? (If less than 1 year old, please enter 0.)*

Response	Weighted %	n
-99, Skipped Question	19	13
1, 0-4	19	41
2, 5-9	22	43
3, 10-17	40	58
Total	100	155

### HHCHGENDER2 | ^ |

*Is this child...*

Response	Weighted %	n
-99, Skipped Question	8	13
1, Male	50	77
2, Female	42	65
Total	100	155

IF **HHCHGENDER2** = MALE (1), USE “HIS” OR “HE” IN NEXT QUESTIONS.

IF **HHCHGENDER2**= FEMALE (2), USE “HER” OR “SHE” IN NEXT QUESTIONS.

### HHCHRLT2 | ^ |

*What is your relationship to {this child}?*

Response	Weighted %	n
-99, Skipped Question	9	14
1, Your child	88	136
2, Your stepchild	3	4
3, Your sibling	<1	1
4, Your grandchild	0	0
5, Other relative	0	0
6, Other non-relative	0	0
Total	100	155

**HHCHGRD2 | ^ |***What grade is {this child} in for the 2020-21 school year?*

Response	Weighted %	n
-99, Skipped Question	9	14
1, Not yet in kindergarten	29	45
2, Kindergarten-Grade 5	34	52
3, Grade 6-8	17	26
4, Grade 9-12	10	16
5, Past high school (e.g. college, gap year)	0	0
6, Not in school	1	2
Total	100	155

**HHCHRLG2 | ^ |***{Do you} consider the child to be...*

Response	Weighted %	n
1, Jewish	88	130
2, Jewish and something else	3	4
3, Something else	3	5
4, None of these	6	9
Total	100	148

**HHCHHISP2 | ^ |***Is this child of Hispanic, Latino, or Spanish origin, such as Mexican, Puerto Rican, Cuban or Argentinian?*

Response	Weighted %	n
-99, Skipped Question	6	1
0, No	66	12
1, Yes	28	5
Total	100	18

**HHCHRACEWHITE2 / ^ \***What is their race? White*

Response	Weighted %	n
-99, Skipped Question	<1	1
0, Not selected	3	4
1, Selected	97	144
Total	100	149

### HHCHRACEBLACK2 / ^ \

*What is their race? Black or African American*

Response	Weighted %	n
-99, Skipped Question	<1	1
0, Not selected	99	146
1, Selected	1	2
Total	100	149

### HHCHRACEASIAN2 / ^ \

*What is {their} race? Asian*

Response	Weighted %	n
-99, Skipped Question	<1	1
0, Not selected	97	144
1, Selected	3	4
Total	100	149

### HHCHRACEAIAN2 / ^ \

*What is {their} race? American Indian or Alaska Native*

Response	Weighted %	n
-99, Skipped Question	<1	1
0, Not selected	99	147
1, Selected	<1	1
Total	100	149

### HHCHRACENHPI2 / ^ \

*What is {their} race? Native Hawaiian or other Pacific Islander*

Response	Weighted %	n
-99, Skipped Question	<1	1
0, Not selected	99	148
Total	100	149

### HHCHRACEOTH2 / ^\

What is {their} race? Some other race or origin

Response	Weighted %	n
-99, Skipped Question	<1	1
0, Not selected	99	146
1, Selected	1	2
Total		149

IF HHPOC =2 or 3 or skip

### HHCHPOC2 | ^|

{Do you consider} {this child} to be a person of color?

Response	Weighted %	n
-99, Skipped Question	11	2
0, No	61	11
1, Yes	28	5
Total	100	18

### HHCHAGE3\_CAT | ^|

How old is this child? (If less than 1 year old, please enter 0.)

Response	Weighted %	n
-99, Skipped Question	< 1	1
1, 0-4	18	16
2, 5-9	6	11
3, 10-17	76	17
Total	100	45

### HHCHGENDER3 | ^|

Is this child...

Response	Weighted %	n
-99, Skipped Question	4	2
1, Male	56	25
2, Female	40	18
Total	100	45

IF **HHCHGENDER3** = MALE (1), USE “HIS” OR “HE” IN NEXT QUESTIONS.

IF **HHCHGENDER3**= FEMALE (2), USE “HER” OR “SHE” IN NEXT QUESTIONS.

**HHCHRLT3 | ^ |***What is your relationship to {this child}?*

Response	Weighted %	n
-99, Skipped Question	2	1
1, Your child	91	41
2, Your stepchild	4	2
3, Your sibling	2	1
4, Your grandchild	0	0
5, Other relative	0	0
6, Other non-relative	0	0
Total	100	45

**HHCHGRD3 | ^ |***What grade is {this child} in for the 2020-21 school year?*

Response	Weighted %	n
-99, Skipped Question	4	2
1, Not yet in kindergarten	36	16
2, Kindergarten-Grade 5	33	15
3, Grade 6-8	20	9
4, Grade 9-12	4	2
5, Past high school (e.g. college, gap year)	2	1
6, Not in school	0	0
Total	100	45

**HHCHRLG3 | ^ |***{Do you} consider the child to be...*

Response	Weighted %	n
1, Jewish	91	40
2, Jewish and something else	2	1
3, Something else	2	1
4, None of these	5	2
Total	100	44

### HHCHHISP3 | ^ |

*Is this child of Hispanic, Latino, or Spanish origin, such as Mexican, Puerto Rican, Cuban or Argentinian?*

Response	Weighted %	n
-99, Skipped Question	20	1
0, No	40	2
1, Yes	40	2
Total	100	5

### HHCHRACEWHITE3 / ^ \

*What is their race? White*

Response	Weighted %	n
-99, Skipped Question	2	1
0, Not selected	7	3
1, Selected	91	41
Total	100	45

### HHCHRACEBLACK3 / ^ \

*What is their race? Black or African American*

Response	Weighted %	n
-99, Skipped Question	2	1
0, Not selected	98	44
1, Selected	0	0
Total	100	45

### HHCHRACEASIAN3 / ^ \

*What is {their} race? Asian*

Response	Weighted %	n
-99, Skipped Question	2	1
0, Not selected	98	44
1, Selected	0	0
Total	100	45

### HHCHRACEAIAN3 / ^ \

*What is {their} race? American Indian or Alaska Native*

Response	Weighted %	n
-99, Skipped Question	2	1
0, Not selected	96	43
1, Selected	2	1
Total	100	45

### HHCHRACENHPI3 / ^ \

*What is {their} race? Native Hawaiian or other Pacific Islander*

Response	Weighted %	n
-99, Skipped Question	2	1
0, Not selected	98	44
1, Selected	0	0
Total	100	45

### HHCHRACEOTH3 / ^ \

*What is {their} race? Some other race or origin*

Response	Weighted %	n
-99, Skipped Question	2	1
0, Not selected	94	42
1, Selected	4	2
Total	100	45

**IF HHPOC =2 or 3 or skip**

### HHCHPOC3 | ^ |

*{Do you consider} {this child} to be a person of color?*

Response	Weighted %	n
-99, Skipped Question	20	1
0, No	80	4
Total	100	5

#### HHCHAGE4\_CAT | ^ |

*How old is this child? (If less than 1 year old, please enter 0.)*

Response	Weighted %	n
-99, Skipped Question	< 1	1
1, 0-4	9	7
2, 5-9	8	5
3, 10-17	83	3
Total	100	16

#### HHCHGENDER4 | ^ |

*Is this child...*

Response	Weighted %	n
-99, Skipped Question	6	1
1, Male	38	6
2, Female	56	9
Total	100	16

IF **HHCHGENDER4** = MALE (1), USE “HIS” OR “HE” IN NEXT QUESTIONS.

IF **HHCHGENDER4**= FEMALE (2), USE “HER” OR “SHE” IN NEXT QUESTIONS.

#### HHCHRLT4 | ^ |

*What is your relationship to {this child}?*

Response	Weighted %	n
-99, Skipped Question	6	1
1, Your child	94	15
2, Your stepchild	0	0
3, Your sibling	0	0
4, Your grandchild	0	0
5, Other relative	0	0
6, Other non-relative	0	0
Total	100	16

#### HHCHGRD4 | ^ |

What grade is {this child} in for the 2020-21 school year?

Response	Weighted %	n
-99, Skipped Question	6	1
1, Not yet in kindergarten	50	8
2, Kindergarten-Grade 5	25	4
3, Grade 6-8	0	0
4, Grade 9-12	12	2
5, Past high school (e.g. college, gap year)	0	0
6, Not in school	6	1
Total	100	16

#### HHCHRLG4 | ^ |

{Do you} consider the child to be...

Response	Weighted %	n
-99, Skipped Question	0	0
1, Jewish	94	15
2, Jewish and something else	0	0
3, Something else	0	0
4, None of these	6	1
Total	100	16

#### HHCHHISP4 | ^ |

Is this child of Hispanic, Latino, or Spanish origin, such as Mexican, Puerto Rican, Cuban or Argentinian?

Response	Weighted %	n
-99, Skipped Question	0	0
0, No	0	0
1, Yes	100	1
Total	100	

#### HHCHRACEWHITE4 / ^ \

What is their race? White

Response	Weighted %	n
-99, Skipped Question	0	0
0, Not selected	6	1
1, Selected	94	15
Total	100	16

#### HHCHRACEBLACK4 / ^ \

*What is their race? Black or African American*

Response	Weighted %	n
-99, Skipped Question	0	0
0, Not selected	100	16
1, Selected	0	0
Total	100	16

#### HHCHRACEASIAN4 / ^ \

*What is {their} race? Asian*

Response	Weighted %	n
-99, Skipped Question	0	0
0, Not selected	100	16
1, Selected	0	0
Total	100	16

#### HHCHRACEAIAN4 / ^ \

*What is {their} race? American Indian or Alaska Native*

Response	Weighted %	n
-99, Skipped Question	0	0
0, Not selected	100	16
1, Selected	0	0
Total	100	16

#### HHCHRACENHPI4 / ^ \

*What is {their} race? Native Hawaiian or other Pacific Islander*

Response	Weighted %	n
-99, Skipped Question	0	0
0, Not selected	100	16
1, Selected	0	0
Total	100	16

**HHCHPACEOTH4 / ^ \***What is {their} race? Some other race or origin*

Response	Weighted %	n
-99, Skipped Question	0	0
0, Not selected	94	15
1, Selected	6	1
Total	100	16

**IF HHPOC =2 or 3 or skip****HHCHPOC4 | ^ |***{Do you consider} {this child} to be a person of color?*

Response	Weighted %	n
-99, Skipped Question	100	1
0, No	0	0
1, Yes	0	0
Total	100	1

**HHCHAGE5\_CAT | ^ |***How old is this child? (If less than 1 year old, please enter 0.)*

Response	Weighted %	n
-99, Skipped Question	0	0
1, 0-4	43	2
2, 5-9	57	1
3, 10-17	0	0
Total	100	3

**HHCHGENDER5 | ^ |***Is this child...*

Response	Weighted %	n
-99, Skipped Question	0	0
1, Male	33	1
2, Female	67	2
Total	100	3

**IF HHCHGENDER5 = MALE (1), USE “HIS” OR “HE” IN NEXT QUESTIONS.****IF HHCHGENDER5= FEMALE (2), USE “HER” OR “SHE” IN NEXT QUESTIONS.**

**HHCHRLT5 | ^ |***What is your relationship to {this child}?*

Response	Weighted %	n
-99, Skipped Question	0	0
1, Your child	100	3
2, Your stepchild	0	0
3, Your sibling	0	0
4, Your grandchild	0	0
5, Other relative	0	0
6, Other non-relative	0	0
Total	100	3

**HHCHGRD5 | ^ |***What grade is {this child} in for the 2020-21 school year?*

Response	Weighted %	n
-99, Skipped Question	0	0
1, Not yet in kindergarten	67	2
2, Kindergarten-Grade 5	33	1
3, Grade 6-8	0	0
4, Grade 9-12	0	0
5, Past high school (e.g. college, gap year)	0	0
6, Not in school	0	0
Total	100	3

**HHCHRLG5 | ^ |***{Do you} consider the child to be...*

Response	Weighted %	n
-99, Skipped Question	0	0
1, Jewish	100	3
2, Jewish and something else	0	0
3, Something else	0	0
4, None of these	0	0
Total	100	3

### HHCHRACEWHITE5 /^\

*What is their race? White*

Response	Weighted %	n
-99, Skipped Question	0	0
0, Not selected	0	0
1, Selected	100	3
Total	100	3

### HHCHRACEBLACK5 /^\

*What is their race? Black or African American*

Response	Weighted %	n
-99, Skipped Question	0	0
0, Not selected	100	3
1, Selected	0	0
Total	100	0

### HHCHRACEASIAN5 /^\

*What is {their} race? Asian*

Response	Weighted %	n
-99, Skipped Question	0	0
0, Not selected	100	3
1, Selected	0	0
Total	100	0

### HHCHRACEAIAN5 /^\

*What is {their} race? American Indian or Alaska Native*

Response	Weighted %	n
-99, Skipped Question	0	0
0, Not selected	100	3
1, Selected	0	0
Total	100	0

**HHCHRACENHPI5 / ^ \***What is {their} race? Native Hawaiian or other Pacific Islander*

Response	Weighted %	n
-99, Skipped Question	0	0
0, Not selected	100	3
1, Selected	0	0
Total	100	0

**HHCHRACEOTH5 / ^ \***What is {their} race? Some other race or origin*

Response	Weighted %	n
-99, Skipped Question	0	0
0, Not selected	100	3
1, Selected	0	0
Total	100	0

**HHCHAGE6\_CAT | ^ |***How old is this child? (If less than 1 year old, please enter 0.)*

Response	Weighted %	n
-99, Skipped Question	0	0
1, 0-4	0	0
2, 5-9	100	1
3, 10-17	0	0
Total	100	1

**HHCHGENDER6 | ^ |***Is this child...*

Response	Weighted %	n
-99, Skipped Question	0	0
1, Male	100	1
2, Female	0	0
Total	100	1

IF **HHCHGENDER6** = MALE (1), USE "HIS" OR "HE" IN NEXT QUESTIONS.IF **HHCHGENDER6**= FEMALE (2), USE "HER" OR "SHE" IN NEXT QUESTIONS.

**HHCHRLT6 | ^ |***What is your relationship to {this child}?*

Response	Weighted %	n
-99, Skipped Question	0	0
1, Your child	100	1
2, Your stepchild	0	0
3, Your sibling	0	0
4, Your grandchild	0	0
5, Other relative	0	0
6, Other non-relative	0	0
Total	100	1

**HHCHGRD6 | ^ |***What grade is {this child} in for the 2020-21 school year?*

Response	Weighted %	n
-99, Skipped Question	0	0
1, Not yet in kindergarten	0	0
2, Kindergarten-Grade 5	100	1
3, Grade 6-8	0	0
4, Grade 9-12	0	0
5, Past high school (e.g. college, gap year)	0	0
6, Not in school	0	0
Total	100	1

**HHCHRLG6 | ^ |***{Do you} consider the child to be...*

Response	Weighted %	n
-99, Skipped Question	0	0
1, Jewish	100	1
2, Jewish and something else	0	0
3, Something else	0	0
4, None of these	0	0
Total	100	1

### HHCHRACEWHITE6 /^\

*What is their race? White*

Response	Weighted %	n
-99, Skipped Question	0	0
0, Not selected	0	0
1, Selected	100	1
Total	100	1

### HHCHRACEBLACK6 /^\

*What is their race? Black or African American*

Response	Weighted %	n
-99, Skipped Question	0	0
0, Not selected	100	1
1, Selected	0	0
Total	100	1

### HHCHRACEASIAN6 /^\

*What is {their} race? Asian*

Response	Weighted %	n
-99, Skipped Question	0	0
0, Not selected	100	1
1, Selected	0	0
Total	100	1

### HHCHRACEAIAN6 /^\

*What is {their} race? American Indian or Alaska Native*

Response	Weighted %	n
-99, Skipped Question	0	0
0, Not selected	100	1
1, Selected	0	0
Total	100	1

**HHCHRACENHPI6 / ^ \***What is {their} race? Native Hawaiian or other Pacific Islander*

Response	Weighted %	n
-99, Skipped Question	0	0
0, Not selected	100	1
1, Selected	0	0
Total	100	1

**HHCHRACEOTH6 / ^ \***What is {their} race? Some other race or origin*

Response	Weighted %	n
-99, Skipped Question	0	0
0, Not selected	100	1
1, Selected	0	0
Total	100	1

**HHCHAGE7\_CAT | ^ |***How old is this child? (If less than 1 year old, please enter 0.)*

Response	Weighted %	n
-99, Skipped Question	0	0
1, 0-4	100	1
2, 5-9	0	0
3, 10-17	0	0
Total	100	1

**HHCHGENDER7 | ^ |***Is this child...*

Response	Weighted %	n
-99, Skipped Question	0	0
1, Male	100	1
2, Female	0	0
Total	100	1

IF **HHCHGENDER7** = MALE (1), USE “HIS” OR “HE” IN NEXT QUESTIONS.IF **HHCHGENDER7**= FEMALE (2), USE “HER” OR “SHE” IN NEXT QUESTIONS.

**HHCHRLT7 | ^ |***What is your relationship to {this child}?*

Response	Weighted %	n
-99, Skipped Question	0	0
1, Your child	100	1
2, Your stepchild	0	0
3, Your sibling	0	0
4, Your grandchild	0	0
5, Other relative	0	0
6, Other non-relative	0	0
Total	100	1

**HHCHGRD7 | ^ |***What grade is {this child} in for the 2020-21 school year?*

Response	Weighted %	n
-99, Skipped Question	0	0
1, Not yet in kindergarten	100	1
2, Kindergarten-Grade 5	0	0
3, Grade 6-8	0	0
4, Grade 9-12	0	0
5, Past high school (e.g. college, gap year)	0	0
6, Not in school	0	0
Total	100	1

**HHCHRLG7 | ^ |***{Do you} consider the child to be...*

Response	Weighted %	n
-99, Skipped Question	0	0
1, Jewish	100	1
2, Jewish and something else	0	0
3, Something else	0	0
4, None of these	0	0
Total	100	1

### HHCHRACEWHITE7 / ^ \

*What is their race? White*

Response	Weighted %	n
-99, Skipped Question	0	0
0, Not selected	0	0
1, Selected	100	1
Total	100	0

### HHCHRACEBLACK7 / ^ \

*What is their race? Black or African American*

Response	Weighted %	n
-99, Skipped Question	0	0
0, Not selected	0	0
1, Selected	100	1
Total	100	0

### HHCHRACEASIAN7 / ^ \

*What is {their} race? Asian*

Response	Weighted %	n
-99, Skipped Question	0	0
0, Not selected	0	0
1, Selected	100	1
Total	100	0

### HHCHRACEAIAN7 / ^ \

*What is {their} race? American Indian or Alaska Native*

Response	Weighted %	n
-99, Skipped Question	0	0
0, Not selected	0	0
1, Selected	100	1
Total	100	0

### HHCHRACENHPI7 / ^ \

*What is {their} race? Native Hawaiian or other Pacific Islander*

Response	Weighted %	n
-99, Skipped Question	0	0
0, Not selected	0	0
1, Selected	100	1
Total	100	0

### HHCHRACEOTH7 / ^ \

*What is {their} race? Some other race or origin*

Response	Weighted %	n
-99, Skipped Question	0	0
0, Not selected	0	0
1, Selected	100	1
Total	100	0

## RESIDENCY

Display Text

We would like to know about your home and length of residence in the Greater Kansas City area.

### LOCRSD

*Where were you raised primarily?*

Response	Weighted %	n
-99, Skipped Question	1	7
1, Greater Kansas City area	50	492
2, Elsewhere in the United States	47	465
3, Other country	2	25
Total	100	989

**IF LOCRSD=1****LOCLIFE***Aside from college or graduate school, have you lived in Greater Kansas City all of your adult life?*

Response	Weighted %	n
-99, Skipped Question	0	0
0, No	34	168
1, Yes	66	323
Total	100	491

**IF LOCRSD=2 or 3 or LOCLIFE=2****LOCYEARS***For how many years have you lived in Greater Kansas City?*

Response	Weighted %	n
1, 0-4 years	8	50
2, 5-9 years	12	78
3, 10-19 Years	17	110
4, 20+ Years	64	420
Total	100	658

**IF LOCYRS <=10****LOCRSCOST***What are the primary reasons you moved to your current home? Cost of living*

Response	Weighted %	n
-99, Skipped Question	0	0
0, Not selected	67	97
1, Selected	33	47
Total	100	144

**IF LOCYRS <=10****LOCRSJOB***What are the primary reasons you moved to your current home? For a job or career*

Response	Weighted %	n
-99, Skipped Question	0	0
0, Not selected	43	62
1, Selected	57	82
Total	100	144

**IF LOCYRS <=10****LOCRCOMM**

*What are the primary reasons you moved to your current home? Quality of the Greater Kansas City community (e.g., size, culture)*

Response	Weighted %	n
-99, Skipped Question	0	0
0, Not selected	78	112
1, Selected	22	32
Total	100	144

**IF LOCYRS <=10****LOCRSRAIS**

*What are the primary reasons you moved to your current home? A great place to raise a family*

Response	Weighted %	n
-99, Skipped Question	0	0
0, Not selected	77	111
1, Selected	23	33
Total	100	144

**IF LOCYRS <=10****LOCRSFAM**

*What are the primary reasons you moved to your current home? To be close to family*

Response	Weighted %	n
-99, Skipped Question	0	0
0, Not selected	51	74
1, Selected	49	70
Total	100	144

**IF LOCYRS <=10****LOCRSOTH**

*What are the primary reasons you moved to Greater Kansas City? Other*

Response	Weighted %	n
-99, Skipped Question	0	0
0, Not selected	97	139
1, Selected	3	5
Total	100	144

## LOCLV

*Do you have plans to move from your current address within the next three years?*

Response	Weighted %	n
-99, Skipped Question	1	13
0, No	84	828
1, Yes	15	148
Total	100	989

**IF LOCLEAVE = 1**

## LOCLVWH

*Where do you plan to move?*

Response	Weighted %	n
1, Elsewhere in Greater Kansas City	50	74
2, Elsewhere in the US	32	47
3, Another country	7	10
77, Don't know	11	17
Total	100	148

## PRESCHOOL

**If HHCHGRD1 = 1**

## PKNOW1 | ^ |

*Has this child been enrolled in a preschool or daycare program in 2020-2021?*

Response	Weighted %	n
-99, Skipped Question	0	0
0, No	17	8
1, Yes, in a program run by a Jewish organization	40	19
2, Yes, in a program run by an organization that is not Jewish	34	16
3, Yes, in a home-based program	9	4
Total	100	47

If **HHCHGRD2 = 1**

**PKNOW2 | ^ |**

*Has this child been enrolled in a preschool or daycare program in 2020-2021?*

Response	Weighted %	n
-99, Skipped Question	0	0
0, No	33	15
1, Yes, in a program run by a Jewish organization	42	19
2, Yes, in a program run by an organization that is not Jewish	18	8
3, Yes, in a home-based program	7	3
Total	100	45

If **HHCHGRD3 = 1**

**PKNOW3 | ^ |**

*Has this child been enrolled in a preschool or daycare program in 2020-2021?*

Response	Weighted %	n
-99, Skipped Question	0	0
0, No	31	5
1, Yes, in a program run by a Jewish organization	38	6
2, Yes, in a program run by an organization that is not Jewish	25	4
3, Yes, in a home-based program	6	1
Total	100	16

If **HHCHGRD4 = 1**

**PKNOW4 | ^ |**

*Has this child been enrolled in a preschool or daycare program in 2020-2021?*

Response	Weighted %	n
-99, Skipped Question	0	0
0, No	13	1
1, Yes, in a program run by a Jewish organization	50	4
2, Yes, in a program run by an organization that is not Jewish	25	2
3, Yes, in a home-based program	13	1
Total	100	8

If HHCHGRD5= 1

PKNOW5 | ^ |

Has this child been enrolled in a preschool or daycare program in 2020-2021?

Response	Weighted %	n
-99, Skipped Question	0	0
0, No	100	2
1, Yes, in a program run by a Jewish organization	0	0
2, Yes, in a program run by an organization that is not Jewish	0	0
3, Yes, in a home-based program	0	0
Total	100	2

If HHCHGRD7 = 1

PKNOW7 | ^ |

Has this child been enrolled in a preschool or daycare program in 2020-2021?

Response	Weighted %	n
-99, Skipped Question	0	0
0, No	0	0
1, Yes, in a program run by a Jewish organization	100	1
2, Yes, in a program run by an organization that is not Jewish	0	0
3, Yes, in a home-based program	0	0
Total	100	1

## K-12 JEWISH EDUCATION FOR OTHER ADULTS WHO ARE IN HIGH SCHOOL

Display text

The next questions are about the Jewish education of other adults who are in high school. Please answer about their usual school enrollment, whether school is meeting in person, online, or is closed temporarily.

### JEDPTAD2 | ^ |

*In the currently academic year 2020-2021, did this adult attend any of the following forms of Jewish education? A congregational school like a Hebrew School, Religious School, or Sunday School*

Response	Weighted %	n
-99, Skipped Question	0	0
0, No	100	2
1, Yes	0	0
Total	100	2

### JEDFTAD2 | ^ |

*In the currently academic year 2020-2021, did this adult attend any of the following forms of Jewish education? A full-time Jewish day school or yeshiva*

Response	Weighted %	n
-99, Skipped Question	0	0
0, No	100	2
1, Yes	0	0
Total	100	2

### JEDCLAD2 | ^ |

*In the currently academic year 2020-2021, did this adult attend any of the following forms of Jewish education? Classes at a synagogue aside from a part-time school (e.g. confirmation class)*

Response	Weighted %	n
-99, Skipped Question	0	0
0, No	100	2
1, Yes	0	0
Total	100	2

### JEDTUTAD2 | ^ |

*In the currently academic year 2020-2021, did this adult attend any of the following forms of Jewish education? Tutoring or private classes in Hebrew or Jewish subjects*

Response	Weighted %	n
-99, Skipped Question	0	0
0, No	100	2
1, Yes	0	0
Total	100	2

**JEDONLAD2 | ^ |**

*In the currently academic year 2020-2021, did this adult attend any of the following forms of Jewish education? Online-only Jewish education program offered by an organization aside from your synagogue or school*

Response	Weighted %	n
-99, Skipped Question	0	0
0, No	100	2
1, Yes	0	0
Total	100	2

**JEDYGAD2 | ^ |**

*In the currently academic year 2020-2021, did this adult attend any of the following forms of Jewish education? A Jewish youth group (e.g. BBYO, NFTY, USY, NCSY, Young Judaea)*

Response	Weighted %	n
-99, Skipped Question	0	0
0, No	50	1
1, Yes	50	1
Total	100	2

**JEDJDCAD2 | ^ |**

*If the public health situation permits, is this adult planning to attend any of the following camp programs in summer 2021? A Jewish day camp.*

Response	Weighted %	n
-99, Skipped Question	0	0
0, No	100	2
1, Yes	0	0
Total	100	0

**JEDJOCAD2 | ^ |**

*If the public health situation permits, is this adult planning to attend any of the following camp programs in summer 2021? A Jewish overnight camp.*

Response	Weighted %	n
-99, Skipped Question	0	0
0, No	100	2
1, Yes	0	0
Total	100	0

### JEDISRAD2 | ^ |

*Has this adult ever participated in a teen trip to Israel?*

Response	Weighted %	n
-99, Skipped Question	0	0
0, No	100	2
1, Yes	0	0
Total	100	0

### HHBARBATAD2 | ^ |

*Did this adult have a bar or bat mitzvah?*

Response	Weighted %	n
-99, Skipped Question	0	0
0, No	0	0
1, Yes	100	2
Total	100	2

### JEDPTAD3 | ^ |

*In the currently academic year 2020-2021, did this adult attend any of the following forms of Jewish education? A congregational school like a Hebrew School, Religious School, or Sunday School*

Response	Weighted %	n
-99, Skipped Question	6	1
0, No	81	13
1, Yes	13	2
Total	100	16

### JEDFTAD3 | ^ |

*In the currently academic year 2020-2021, did this adult attend any of the following forms of Jewish education? A full-time Jewish day school or yeshiva*

Response	Weighted %	n
-99, Skipped Question	6	1
0, No	81	13
1, Yes	13	2
Total	100	16

### JEDCLAD3 | ^ |

*In the currently academic year 2020-2021, did this adult attend any of the following forms of Jewish education?  
Classes at a synagogue aside from a part-time school (e.g. confirmation class)*

Response	Weighted %	n
-99, Skipped Question	0	0
0, No	75	12
1, Yes	25	4
Total	100	16

### JEDTUTAD3 | ^ |

*In the currently academic year 2020-2021, did this adult attend any of the following forms of Jewish education?  
Tutoring or private classes in Hebrew or Jewish subjects*

Response	Weighted %	n
-99, Skipped Question	6	1
0, No	88	14
1, Yes	6	1
Total	100	16

### JEDONLAD3 | ^ |

*In the currently academic year 2020-2021, did this adult attend any of the following forms of Jewish education?  
Online-only Jewish education program offered by an organization aside from your synagogue or school*

Response	Weighted %	n
-99, Skipped Question	6	1
0, No	94	15
1, Yes	0	0
Total	100	16

### JEDYGAD3 | ^ |

*In the currently academic year 2020-2021, did this adult attend any of the following forms of Jewish education? A  
Jewish youth group (e.g. BBYO, NFTY, USY, NCSY, Young Judaea)*

Response	Weighted %	n
-99, Skipped Question	0	0
0, No	50	8
1, Yes	50	8
Total	100	16

**JEDJDCAD3 | ^ |**

*If the public health situation permits, is this adult planning to attend any of the following camp programs in summer 2021? A Jewish day camp.*

Response	Weighted %	n
-99, Skipped Question	13	2
0, No	81	13
1, Yes	6	1
Total	100	16

**JEDJOCAD3 | ^ |**

*If the public health situation permits, is this adult planning to attend any of the following camp programs in summer 2021? A Jewish overnight camp.*

Response	Weighted %	n
-99, Skipped Question	0	0
0, No	69	11
1, Yes	31	5
Total	100	16

**JEDISRAD3 | ^ |**

*Has this adult ever participated in a teen trip to Israel?*

Response	Weighted %	n
-99, Skipped Question	0	0
0, No	75	12
1, Yes	25	4
Total	100	16

**HHBARBATAD3 | ^ |**

*Did this adult have a bar or bat mitzvah?*

Response	Weighted %	n
-99, Skipped Question	0	0
0, No	37	6
1, Yes	63	10
Total	100	16

**JEDPTAD4 | ^ |**

*In the currently academic year 2020-2021, did this adult attend any of the following forms of Jewish education? A congregational school like a Hebrew School, Religious School, or Sunday School*

Response	Weighted %	n
-99, Skipped Question	8	1
0, No	92	11
1, Yes	0	0
Total	100	12

**JEDFTAD4 | ^ |**

*In the currently academic year 2020-2021, did this adult attend any of the following forms of Jewish education? A full-time Jewish day school or yeshiva*

Response	Weighted %	n
-99, Skipped Question	0	0
0, No	75	9
1, Yes	25	3
Total	100	12

**JEDCLAD4 | ^ |**

*In the currently academic year 2020-2021, did this adult attend any of the following forms of Jewish education? Classes at a synagogue aside from a part-time school (e.g. confirmation class)*

Response	Weighted %	n
-99, Skipped Question	8	1
0, No	92	11
1, Yes	0	0
Total	100	12

**JEDTUTAD4 | ^ |**

*In the currently academic year 2020-2021, did this adult attend any of the following forms of Jewish education? Tutoring or private classes in Hebrew or Jewish subjects*

Response	Weighted %	n
-99, Skipped Question	8	1
0, No	84	10
1, Yes	8	1
Total	100	12

**JEDONLAD4 | ^ |**

*In the currently academic year 2020-2021, did this adult attend any of the following forms of Jewish education? Online-only Jewish education program offered by an organization aside from your synagogue or school*

Response	Weighted %	n
-99, Skipped Question	8	1
0, No	84	10
1, Yes	8	1
Total	100	12

**JEDYGAD4 | ^ |**

*In the currently academic year 2020-2021, did this adult attend any of the following forms of Jewish education? A Jewish youth group (e.g. BBYO, NFTY, USY, NCSY, Young Judaea)*

Response	Weighted %	n
-99, Skipped Question	0	0
0, No	67	8
1, Yes	33	4
Total	100	12

**JEDJCAD4 | ^ |**

*If the public health situation permits, is this adult planning to attend any of the following camp programs in summer 2021? A Jewish day camp.*

Response	Weighted %	n
-99, Skipped Question	8	1
0, No	75	9
1, Yes	16	2
Total	100	12

**JEDJOCAD4 | ^ |**

*If the public health situation permits, is this adult planning to attend any of the following camp programs in summer 2021? A Jewish overnight camp.*

Response	Weighted %	n
-99, Skipped Question	8	1
0, No	59	7
1, Yes	33	4
Total	100	12

### JEDISRAD4 | ^ |

*Has this adult ever participated in a teen trip to Israel?*

Response	Weighted %	n
-99, Skipped Question	0	0
0, No	92	11
1, Yes	8	1
Total	100	12

### HHBARBATAD4 | ^ |

*Did this adult have a bar or bat mitzvah?*

Response	Weighted %	n
-99, Skipped Question	0	0
0, No	8	1
1, Yes	92	11
Total	100	12

## K-12 JEWISH EDUCATION

Display text

The next questions are about the current and past Jewish education of each school-age child age 17 and younger. Please answer about your children's usual school enrollment in 2020-2021, whether or not school is meeting in person, online, or is closed temporarily.

IF any child in **HHCHGRD#=2** or 3 or 4

### JEDPT1 | ^ |

*In the current academic year 2020-2021, did this child attend any of the following forms of Jewish education? A congregational school like a Hebrew School, Religious School, or Sunday School*

Response	Weighted %	n
-99, Skipped Question	2	4
0, No	58	100
1, Yes	40	69
Total	100	173

**JEDFT1 | ^ |**

*In the current academic year 2020-2021, did this child attend any of the following forms of Jewish education? A full-time Jewish day school or yeshiva*

Response	Weighted %	n
-99, Skipped Question	5	8
0, No	66	115
1, Yes	29	50
Total	100	173

**JEDCL1 | ^ |**

*In the current academic year 2020-2021, did this child attend any of the following forms of Jewish education? Classes at a synagogue aside from a part-time school (e.g. confirmation class)*

Response	Weighted %	n
-99, Skipped Question	4	7
0, No	80	139
1, Yes	16	27
Total	100	173

**JEDTUT1 | ^ |**

*In the current academic year 2020-2021, did this child attend any of the following forms of Jewish education? Tutoring or private classes in Hebrew or Jewish subjects*

Response	Weighted %	n
-99, Skipped Question	6	11
0, No	76	132
1, Yes	17	30
Total	100	173

**JEDONL1 | ^ |**

*In the current academic year 2020-2021, did this child attend any of the following forms of Jewish education? Online-only Jewish education program offered by an organization aside from your synagogue or school*

Response	Weighted %	n
-99, Skipped Question	6	11
0, No	81	140
1, Yes	13	22
Total	100	173

**JEDYG1 | ^ |**

*In the current academic year 2020-2021, did this child attend any of the following forms of Jewish education? A Jewish youth group (e.g. BBYO, NFTY, USY, NCSY, Young Judaea)*

Response	Weighted %	n
-99, Skipped Question	2	4
0, No	68	117
1, Yes	30	52
Total	100	173

**JEDJDC1 | ^ |**

*If the public health situation permits, is this child planning to attend any of the following camp programs in summer 2021? A Jewish day camp*

Response	Weighted %	n
-99, Skipped Question	3	5
0, No	73	126
1, Yes	24	42
Total	100	173

**JEDJOC1 | ^ |**

*If the public health situation permits, is this child planning to attend any of the following camp programs in summer 2021? A Jewish overnight camp*

Response	Weighted %	n
-99, Skipped Question	2	3
0, No	76	131
1, Yes	23	39
Total	100	173

If **HHCHAGE1>11** or missing

**JEDISR1 | ^ |**

*Has this child ever participated in a teen trip to Israel?*

Response	Weighted %	n
-99, Skipped Question	0	0
0, No	98	94
1, Yes	2	2
Total	100	96

If **HHCHGEN1=1 AND HHCHAGE1>12** or **HHCHGEN=2** or **3** or missing  
**HHCHAGE1>11** or **HHCHAGE1=missing**

### HHCHBARBAT1 | ^ |

*Did this child have a bar or bat mitzvah?*

Response	Weighted %	n
-99, Skipped Question	<1	1
1, Yes	67	60
2, Will have one in the future	4	4
3, No	29	26
Total	100	91

### JEDPT2 | ^ |

*In the current academic year 2020-2021, did this child attend any of the following forms of Jewish education? A congregational school like a Hebrew School, Religious School, or Sunday School*

Response	Weighted %	n
-99, Skipped Question	1	1
0, No	54	51
1, Yes	45	42
Total	100	94

### JEDFT2 | ^ |

*In the current academic year 2020-2021, did this child attend any of the following forms of Jewish education? A full-time Jewish day school or yeshiva*

Response	Weighted %	n
-99, Skipped Question	5	5
0, No	60	57
1, Yes	35	32
Total	100	94

### JEDCL2 | ^ |

*In the current academic year 2020-2021, did this child attend any of the following forms of Jewish education? Classes at a synagogue aside from a part-time school (e.g. confirmation class)*

Response	Weighted %	n
-99, Skipped Question	7	7
0, No	77	72
1, Yes	16	15
Total	100	94

### JEDTUT1 | ^ |

*In the current academic year 2020-2021, did this child attend any of the following forms of Jewish education?  
Tutoring or private classes in Hebrew or Jewish subjects*

Response	Weighted %	n
-99, Skipped Question	5	5
0, No	81	76
1, Yes	14	13
Total	100	94

### JEDONL2 | ^ |

*In the current academic year 2020-2021, did this child attend any of the following forms of Jewish education? Online-only Jewish education program offered by an organization aside from your synagogue or school*

Response	Weighted %	n
-99, Skipped Question	7	7
0, No	75	70
1, Yes	18	17
Total	100	94

### JEDYG2 | ^ |

*In the current academic year 2020-2021, did this child attend any of the following forms of Jewish education? A Jewish youth group (e.g. BBYO, NFTY, USY, NCSY, Young Judaea)*

Response	Weighted %	n
-99, Skipped Question	5	5
0, No	70	66
1, Yes	24	23
Total	100	94

### JEDJDC2 | ^ |

*If the public health situation permits, is this child planning to attend any of the following camp programs in summer 2021? A Jewish day camp*

Response	Weighted %	n
-99, Skipped Question	2	4
0, No	65	61
1, Yes	31	29
Total	100	94

**JEDJOC2 | ^ |**

*If the public health situation permits, is this child planning to attend any of the following camp programs in summer 2021? A Jewish overnight camp*

Response	Weighted %	n
-99, Skipped Question	3	3
0, No	73	69
1, Yes	23	22
Total	100	94

**If HHCHAGE2>11 or missing**

**JEDISR2 | ^ |**

*Has this child ever participated in a teen trip to Israel?*

Response	Weighted %	n
-99, Skipped Question	3	1
0, No	97	40
1, Yes	0	0
Total	100	41

**If HHCHGEN2=1 AND HHCHAGE2>12 or HHCHGEN=2 or 3 or missing  
HHCHAGE2>11 or HHCHAGE2=missing**

**HHCHBARBAT2 | ^ |**

*Did this child have a bar or bat mitzvah?*

Response	Weighted %	n
-99, Skipped Question	6	2
1, Yes	59	20
2, Will have one in the future	21	7
3, No	15	5
Total	100	34

**JEDPT3 | ^ |**

*In the current academic year 2020-2021, did this child attend any of the following forms of Jewish education? A congregational school like a Hebrew School, Religious School, or Sunday School*

Response	Weighted %	n
-99, Skipped Question	4	1
0, No	62	16
1, Yes	34	9
Total	100	26

### JEDFT3 | ^ |

*In the current academic year 2020-2021, did this child attend any of the following forms of Jewish education? A full-time Jewish day school or yeshiva*

Response	Weighted %	n
-99, Skipped Question	4	1
0, No	58	15
1, Yes	38	10
Total	100	26

### JEDCL3 | ^ |

*In the current academic year 2020-2021, did this child attend any of the following forms of Jewish education? Classes at a synagogue aside from a part-time school (e.g. confirmation class)*

Response	Weighted %	n
-99, Skipped Question	4	1
0, No	82	21
1, Yes	14	4
Total	100	26

### JEDTUT3 | ^ |

*In the current academic year 2020-2021, did this child attend any of the following forms of Jewish education? Tutoring or private classes in Hebrew or Jewish subjects*

Response	Weighted %	n
-99, Skipped Question	4	1
0, No	78	20
1, Yes	18	5
Total	100	26

### JEDONL3 | ^ |

*In the current academic year 2020-2021, did this child attend any of the following forms of Jewish education? Online-only Jewish education program offered by an organization aside from your synagogue or school*

Response	Weighted %	n
-99, Skipped Question	4	1
0, No	86	22
1, Yes	10	3
Total	100	26

**JEDYG3 | ^ |**

*If the current academic year 2020-2021, did this child attend any of the following forms of Jewish education? A Jewish youth group (e.g. BBYO, NFTY, USY, NCSY, Young Judaea)*

Response	Weighted %	n
-99, Skipped Question	4	1
0, No	66	17
1, Yes	30	8
Total	100	26

**JEDJDC3 | ^ |**

*If the public health situation permits, is this child planning to attend any of the following camp programs in summer 2021? A Jewish day camp*

Response	Weighted %	n
-99, Skipped Question	12	3
0, No	65	17
1, Yes	23	6
Total	100	26

**JEDJOC3 | ^ |**

*If the public health situation permits, is this child planning to attend any of the following camp programs in summer 2021? A Jewish overnight camp*

Response	Weighted %	n
-99, Skipped Question	8	2
0, No	77	20
1, Yes	15	4
Total	100	26

**If HHCHAGE3>11 or missing**

**JEDISR3 | ^ |**

*Has this child ever participated in a teen trip to Israel?*

Response	Weighted %	n
-99, Skipped Question	9	1
0, No	91	10
1, Yes	0	0
Total	100	11

**If HHCHGEN3=1 AND HHCHAGE3>12 or HHCHGEN=2 or 3 or missing  
HHCHAGE3>11 or HHCHAGE3=missing**

### HHCHBARBAT3 | ^ |

*Did this child have a bar or bat mitzvah?*

Response	Weighted %	n
-99, Skipped Question	0	0
1, Yes	43	3
2, Will have one in the future	43	3
3, No	14	1
Total	100	7

### JEDPT4 | ^ |

*In the current academic year 2020-2021, did this child attend any of the following forms of Jewish education? A congregational school like a Hebrew School, Religious School, or Sunday School*

Response	Weighted %	n
-99, Skipped Question	17	1
0, No	66	4
1, Yes	17	1
Total	100	6

### JEDFT4 | ^ |

*In the current academic year 2020-2021, did this child attend any of the following forms of Jewish education? A full-time Jewish day school or yeshiva*

Response	Weighted %	n
-99, Skipped Question	17	1
0, No	50	3
1, Yes	33	2
Total	100	6

### JEDCL4 | ^ |

*In the current academic year 2020-2021, did this child attend any of the following forms of Jewish education? Classes at a synagogue aside from a part-time school (e.g. confirmation class)*

Response	Weighted %	n
-99, Skipped Question	17	1
0, No	83	5
1, Yes	0	0
Total	100	6

#### JEDTUT4 | ^ |

*In the current academic year 2020-2021, did this child attend any of the following forms of Jewish education?  
Tutoring or private classes in Hebrew or Jewish subjects*

Response	Weighted %	n
-99, Skipped Question	17	1
0, No	83	5
1, Yes	0	0
Total	100	6

#### JEDONL4 | ^ |

*In the current academic year 2020-2021, did this child attend any of the following forms of Jewish education? Online-only Jewish education program offered by an organization aside from your synagogue or school*

Response	Weighted %	n
-99, Skipped Question	17	1
0, No	83	5
1, Yes	0	0
Total	100	6

#### JEDYG4 | ^ |

*In the current academic year 2020-2021, did this child attend any of the following forms of Jewish education? A Jewish youth group (e.g. BBYO, NFTY, USY, NCSY, Young Judaea)*

Response	Weighted %	n
-99, Skipped Question	17	1
0, No	66	4
1, Yes	17	1
Total	100	6

#### JEDJDC4 | ^ |

*If the public health situation permits, is this child planning to attend any of the following camp programs in summer 2021? A Jewish day camp*

Response	Weighted %	n
-99, Skipped Question	17	1
0, No	66	4
1, Yes	17	1
Total	100	6

**JEDJOC4 | ^ |**

*If the public health situation permits, is this child planning to attend any of the following camp programs in summer 2021? A Jewish overnight camp*

Response	Weighted %	n
-99, Skipped Question	17	1
0, No	83	5
1, Yes	0	0
Total	100	6

**If HHCHAGE4>11 or missing**

**JEDISR4 | ^ |**

*Has this child ever participated in a teen trip to Israel?*

Response	Weighted %	n
-99, Skipped Question	50	1
0, No	50	1
1, Yes	0	0
Total	100	0

**If HHCHGEN4=1 AND HHCHAGE4>12 or HHCHGEN=2 or 3 or missing  
HHCHAGE4>11 or HHCHAGE4=missing**

**HHCHBARBAT4 | ^ |**

*Did this child have a bar or bat mitzvah?*

Response	Weighted %	n
-99, Skipped Question	50	1
1, Yes	0	0
2, Will have one in the future	0	0
3, No	50	1
Total	100	2

**JEDPT5 | ^ |**

*In the current academic year 2020-2021, did this child attend any of the following forms of Jewish education? A congregational school like a Hebrew School, Religious School, or Sunday School*

Response	Weighted %	n
-99, Skipped Question	0	0
0, No	100	1
1, Yes	0	0
Total	100	1

**JEDFT5 | ^ |**

*In the current academic year 2020-2021, did this child attend any of the following forms of Jewish education? A full-time Jewish day school or yeshiva*

Response	Weighted %	n
-99, Skipped Question	0	0
0, No	0	0
1, Yes	100	1
Total	100	1

**JEDCL5 | ^ |**

*In the current academic year 2020-2021, did this child attend any of the following forms of Jewish education? Classes at a synagogue aside from a part-time school (e.g. confirmation class)*

Response	Weighted %	n
-99, Skipped Question	0	0
0, No	100	1
1, Yes	0	0
Total	100	1

**JEDTUT1 | ^ |**

*In the current academic year 2020-2021, did this child attend any of the following forms of Jewish education? Tutoring or private classes in Hebrew or Jewish subjects*

Response	Weighted %	n
-99, Skipped Question	0	0
0, No	100	1
1, Yes	0	0
Total	100	1

**JEDONL5 | ^ |**

*In the current academic year 2020-2021, did this child attend any of the following forms of Jewish education? Online-only Jewish education program offered by an organization aside from your synagogue or school*

Response	Weighted %	n
-99, Skipped Question	0	0
0, No	100	1
1, Yes	0	0
Total	100	1

**JEDYG5 | ^ |**

*In the current academic year 2020-2021, did this child attend any of the following forms of Jewish education? A Jewish youth group (e.g. BBYO, NFTY, USY, NCSY, Young Judaea)*

Response	Weighted %	n
-99, Skipped Question	0	0
0, No	100	1
1, Yes	0	0
Total	100	1

**JEDJDC5 | ^ |**

*If the public health situation permits, is this child planning to attend any of the following camp programs in summer 2021? A Jewish day camp*

Response	Weighted %	n
-99, Skipped Question	0	0
0, No	0	0
1, Yes	100	1
Total	100	0

**JEDJOC5 | ^ |**

*If the public health situation permits, is this child planning to attend any of the following camp programs in summer 2021? A Jewish overnight camp*

Response	Weighted %	n
-99, Skipped Question	0	0
0, No	100	1
1, Yes	0	0
Total	100	1

**JEDPT6 | ^ |**

*In the current academic year 2020-2021, did this child attend any of the following forms of Jewish education? A congregational school like a Hebrew School, Religious School, or Sunday School*

Response	Weighted %	n
-99, Skipped Question	0	0
0, No	100	1
1, Yes	0	0
Total	100	1

**JEDFT6 | ^ |**

*In the current academic year 2020-2021, did this child attend any of the following forms of Jewish education? A full-time Jewish day school or yeshiva*

Response	Weighted %	n
-99, Skipped Question	0	0
0, No	0	0
1, Yes	100	1
Total	100	1

**JEDCL6 | ^ |**

*In the current academic year 2020-2021, did this child attend any of the following forms of Jewish education? Classes at a synagogue aside from a part-time school (e.g. confirmation class)*

Response	Weighted %	n
-99, Skipped Question	0	0
0, No	100	1
1, Yes	0	0
Total	100	1

**JEDTUT6 | ^ |**

*In the current academic year 2020-2021, did this child attend any of the following forms of Jewish education? Tutoring or private classes in Hebrew or Jewish subjects*

Response	Weighted %	n
-99, Skipped Question	0	0
0, No	100	1
1, Yes	0	0
Total	100	1

**JEDONL6 | ^ |**

*In the current academic year 2020-2021, did this child attend any of the following forms of Jewish education? Online-only Jewish education program offered by an organization aside from your synagogue or school*

Response	Weighted %	n
-99, Skipped Question	0	0
0, No	100	1
1, Yes	0	0
Total	100	1

### JEDYG6 | ^ |

*In the current academic year 2020-2021, did this child attend any of the following forms of Jewish education? A Jewish youth group (e.g. BBYO, NFTY, USY, NCSY, Young Judea)*

Response	Weighted %	n
-99, Skipped Question	0	0
0, No	100	1
1, Yes	0	0
Total	100	1

### JEDJDC6 | ^ |

*If the public health situation permits, is this child planning to attend any of the following camp programs in summer 2021? A Jewish day camp*

Response	Weighted %	n
-99, Skipped Question	0	0
0, No	0	0
1, Yes	100	1
Total	100	1

### JEDJOC6 | ^ |

*If the public health situation permits, is this child planning to attend any of the following camp programs in summer 2021? A Jewish overnight camp*

Response	Weighted %	n
-99, Skipped Question	0	0
0, No	100	1
1, Yes	0	0
Total	100	1

## ALL CHILDREN

Display text

There are a few more questions about your children.

IF ANY HHCHAGE# <13

JEDPJLIB | ^ |

*PJ Library is a program that sends free Jewish children's books to families with young children. In the past year, has your household received books from PJ Library?*

Response	Weighted %	n
-99, Skipped Question	1	1
1, Yes	72	113
2, No	21	34
2, Not aware of it	5	9
Total	100	157

IF ANY HHCHAGE# <12

JEDTOTSHAB | ^ |

*In the past six months, have any children participated in any Jewish-sponsored programming outside of school or preschool, such as Tot Shabbat, synagogue-based playgroups, or family holiday programs?*

Response	Weighted %	n
1, Yes, in-person programs only	8	12
2, Yes, online programs only	25	36
3, Yes, both in-person and online programs	31	45
4, No	36	53
Total	100	146

IF K12CT>0 and all JEDJDC#=2 and all JEDJOC#=2

JEDCAMFUT | ^ |

*How likely is it that your children will attend a Jewish day camp or overnight camp in the future?*

Response	Weighted %	n
0, Not at all likely	35	31
1, Not too likely	33	29
2, Somewhat likely	21	19
3, Very likely	11	10
Total	100	89

## RELIGIOUS LIFE

Display text

The next questions ask about your involvement in Jewish religious and ritual activities. Although your activities in the past year might have been different than usual because of the pandemic, please

answer all questions about your recent involvement. Participation includes both in-person and online activities.

**RLSYNANY | ^ |**

*Do you or anyone in your household currently belong to a Jewish congregation, such as a synagogue, temple, minyan, chavurah, or High Holy Day congregation?*

Response	Weighted %	n
-99, Skipped Question	<1	3
0, No	28	279
1, Yes	72	700
Total	100	979

**IF RLSYNANY = 0**

**RLSYNEVER**

*Did you ever belong to a Jewish congregation during your adult life?*

Response	Weighted %	n
-99, Skipped Question	0	0
0, No	42	116
1, Yes	58	163
Total	100	279

**IF RLSYNANY = 1**

**RLSYNNUM | ^ |**

*How many congregations in Greater Kansas City do you or anyone in your household belong to?*

Response	Weighted %	n
-99, Skipped Question	<1	4
0	2	15
1	88	613
2	9	62
3	1	5
4	0	0
5	0	0
Total	100	699

**RLSYNDUES1 | ^ |***Do you pay membership dues of any sort?*

Response	Weighted %	n
-99, Skipped Question	2	12
1, Yes, I pay dues of some sort	91	619
2, No, dues are not required for membership	3	22
3, No, I consider myself a member but do not pay dues	4	27
Total	100	680

**RLSYNDUES2 | ^ |***Do you pay membership dues of any sort?*

Response	Weighted %	n
1, Yes, I pay dues of some sort	80	51
2, No, dues are not required for membership	4	3
3, No, I consider myself a member but do not pay dues	16	10
Total	100	6

**RLSYNDUES3 | ^ |***Do you pay membership dues of any sort?*

Response	Weighted %	n
1, Yes, I pay dues of some sort	100	5
2, No, dues are not required for membership	0	0
3, No, I consider myself a member but do not pay dues	0	0
Total	100	5

**RLSYNSVC**

*In the past six months, how often did you attend any type of organized Jewish religious services, whether in person or online? Do not include special occasions like weddings and funerals.*

Response	Weighted %	n
-99, Skipped Question	1	10
0, Never	19	191
1, Once or twice	25	247
2, Every few months	19	189
3, About once a month	9	92
4, Two or three times a month	11	112
5, Once a week or more	15	148
Total	100	989

**IF RLSYNSVC>1****RLHOLHIGH**

*In fall 2020, did you attend or participate in High Holiday services, either in person or online?*

Response	Weighted %	n
-99, Skipped Question	1	12
0, No	31	311
1, Yes	68	666
Total	100	989

**RLSHABCAND | ^ |**

*In the past year, how often did you or anyone in your household light Shabbat candles on a Friday night?*

Response	Weighted %	n
-99, Skipped Question	1	11
0, Never	30	291
1, Rarely	20	198
2, Sometimes	19	192
3, Always or almost always	30	297
Total	100	989

**RLSHABDIN | ^ |***In the past year, how often did you or anyone in your household have or attend a special meal for Shabbat?*

Response	Weighted %	n
-99, Skipped Question	3	28
0, Never	32	312
1, Rarely	24	240
2, Sometimes	20	200
3, Always or almost always	21	209
Total	100	989

**RLYKFAST***In fall 2020, did you fast on Yom Kippur?*

Response	Weighted %	n
-99, Skipped Question	1	13
1, Yes, for all or part of the day	54	530
2, No, did not fast for medical reasons	16	161
3, No, did not fast	29	285
Total	100	989

**RLHCNDL | ^ |***In December 2020, do you or anyone in your household light Hanukkah candles?*

Response	Weighted %	n
-99, Skipped Question	1	12
0, No	11	116
1, Yes	88	861
Total	100	989

**RLSEDER | ^ |***In spring 2021, did you or anyone in your household attend or hold a Passover seder?*

Response	Weighted %	n
-99, Skipped Question	1	15
0, No	20	199
1, Yes	79	775
Total	100	989

## RLKOSH

*Which of the following best describes your current practices regarding keeping kosher?*

Response	Weighted %	n
-99, Skipped Question	2	17
0, Don't follow kosher rules at all	58	572
1, Follow some kosher rules, like avoiding pork or shellfish	25	248
2, Keep kosher only at home	6	60
3, Keep kosher all the time	9	92
Total	100	989

## JEWISH LIFE

### JLFRIEND

*How many of your closest friends are Jewish?*

Response	Weighted %	n
-99, Skipped Question	2	19
0, None of them	4	45
1, Hardly any of them	19	187
2, About half	28	272
3, Most of them	40	390
4, All of them	8	76
Total	100	989

### IF RJEWISH=1

### JLESSJUSTICE

*How important is each of the following to what being Jewish means to you? Working for justice and equality in society*

Response	Weighted %	n
-99, Skipped Question	1	12
1, Essential part of being Jewish	71	665
2, Important but not essential	25	236
3, Not important	3	35
Total	100	948

**IF RJEWISH=1**  
**JLESSMORAL**

*How important is each of the following to what being Jewish means to you? Leading an ethical and moral life*

Response	Weighted %	n
-99, Skipped Question	1	10
1, Essential part of being Jewish	91	860
2, Important but not essential	8	73
3, Not important	<1	5
Total	100	948

**IF RJEWISH=1**  
**JLESSHOL**

*How important is each of the following to what being Jewish means to you? Remembering the Holocaust*

Response	Weighted %	n
-99, Skipped Question	1	9
1, Essential part of being Jewish	81	767
2, Important but not essential	17	159
3, Not important	1	13
Total	100	948

**IF RJEWISH=1**  
**JLESSISR**

*How important is each of the following to what being Jewish means to you? Caring about Israel*

Response	Weighted %	n
-99, Skipped Question	1	9
1, Essential part of being Jewish	51	482
2, Important but not essential	40	382
3, Not important	8	75
Total	100	948

**IF RJEWISH=1****JLESSLAW***How important is each of the following to what being Jewish means to you? Observing Jewish law (halakha)*

Response	Weighted %	n
-99, Skipped Question	2	18
1, Essential part of being Jewish	16	149
2, Important but not essential	50	469
3, Not important	33	311
Total	100	948

**IF RJEWISH=1****JLESSWORLD***How important is each of the following to what being Jewish means to you? Taking care of Jews in need*

Response	Weighted %	n
-99, Skipped Question	1	10
1, Essential part of being Jewish	68	639
2, Important but not essential	29	277
3, Not important	2	22
Total	100	948

**IF RJEWISH=1****JLCONNPL***How much, if at all, do you feel...a sense of belonging to the Jewish people?*

Response	Weighted %	n
-99, Skipped Question	1	12
0, Not at all	2	24
1, Not much	5	46
2, Some	26	242
3, A great deal	66	622
Total	100	946

**IF RJEWISH=1**  
**JLCONNLOC**

*How much, if at all, do you feel...a sense of belonging to the Greater Kansas City Jewish community?*

Response	Weighted %	n
-99, Skipped Question	1	15
0, Not at all	9	81
1, Not much	15	137
2, Some	35	329
3, A great deal	41	384
Total	100	946

**IF RJEWISH=1**  
**JLCONNOL**

*How much, if at all, do you feel...a sense of belonging to an online Jewish community?*

Response	Weighted %	n
-99, Skipped Question	2	21
0, Not at all	28	256
1, Not much	26	246
2, Some	28	262
3, A great deal	17	160
Total	100	945

**IF RJEWISH=1**  
**JLDAILY**

*How much, if at all, do you feel...that being Jewish is a part of your daily life?*

Response	Weighted %	n
-99, Skipped Question	1	15
0, Not at all	5	45
1, Not much	15	146
2, Some	33	305
3, A great deal	47	435
Total	100	946

IF RJEWISH=1

**JLCOPE**

*How much, if at all, do you feel...that being Jewish helps you to cope at a time of crisis?*

Response	Weighted %	n
-99, Skipped Question	2	16
0, Not at all	10	92
1, Not much	19	181
2, Some	37	343
3, A great deal	34	314
Total	100	946

**JLCONNSAT**

*Participation in Jewish life has been limited since the start of the pandemic. In normal times, how satisfied are you with your current level of participation to the Greater Kansas City Jewish community?*

Response	Weighted %	n
-99, Skipped Question	1	12
0, Not at all satisfied	6	57
1, Not too satisfied	15	141
2, Somewhat satisfied	44	419
3, Very satisfied	35	340
Total	100	969

IF JLCONNSAT=0,1, or 2

**JLLMTSOCIAL**

*Which of the following conditions influence your level of participation to the Greater Kansas City Jewish community?  
You don't know many people*

Response	Weighted %	n
-99, Skipped Question	1	9
0, Not selected	74	450
1, Selected	25	157
Total	100	616

IF JLCONNSAT=0,1, or 2

JLLMTKNOW

*Which of the following conditions influence your level of participation to the Greater Kansas City Jewish community?*

*You are not confident in your Jewish knowledge*

Response	Weighted %	n
-99, Skipped Question	1	9
0, Not selected	89	541
1, Selected	10	66
Total	100	616

IF JLCONNSAT=0,1, or 2

JLLMTPOL

*Which of the following conditions influence your level of participation to the Greater Kansas City Jewish community?*

*Your political views are unwelcome*

Response	Weighted %	n
-99, Skipped Question	1	9
0, Not selected	90	552
1, Selected	9	55
Total	100	616

IF JLCONNSAT=0,1, or 2

JLLMTWELC

*Which of the following conditions influence your level of participation to the Greater Kansas City Jewish community?*

*You feel unwelcome*

Response	Weighted %	n
-99, Skipped Question	1	9
0, Not selected	85	518
1, Selected	14	89
Total	100	616

IF JLCONNSAT=0,1, or 2

**JLLMTLOC**

*Which of the following conditions influence your level of participation to the Greater Kansas City Jewish community?*

*Location not convenient*

Response	Weighted %	n
-99, Skipped Question	1	9
0, Not selected	80	486
1, Selected	19	121
Total	100	616

IF JLCONNSAT=0,1, or 2

**JLLMTACT**

*Which of the following conditions influence your level of participation to the Greater Kansas City Jewish community?*

*You haven't found Jewish activities that interest you*

Response	Weighted %	n
-99, Skipped Question	1	9
0, Not selected	69	423
1, Selected	30	184
Total	100	616

IF JLCONNSAT=0,1, or 2

**JLLMTEXP**

*Which of the following conditions influence your level of participation to the Greater Kansas City Jewish community?*

*It's too expensive*

Response	Weighted %	n
-99, Skipped Question	1	9
0, Not selected	78	475
1, Selected	21	132
Total	100	616

IF JLCONNSAT=0,1, or 2

**JLLMTCOVID**

*Which of the following conditions influence your level of participation to the Greater Kansas City Jewish community?*

*You are unable to participate because of the coronavirus crisis*

Response	Weighted %	n
-99, Skipped Question	1	9
0, Not selected	69	421
1, Selected	30	186
Total	100	616

IF JLCONNSAT=0,1, or 2

**JLLMTOH**

*Which of the following conditions influence your level of participation to the Greater Kansas City Jewish community?*

*Other*

Response	Weighted %	n
-99, Skipped Question	1	9
0, Not selected	79	484
1, Selected	20	123
Total	100	616

IF JLCONNSAT=0,1, or 2

**JLLMTNONE**

*Which of the following conditions influence your level of participation to the Greater Kansas City Jewish community?*

*None of these*

Response	Weighted %	n
-99, Skipped Question	1	9
0, Not selected	82	502
1, Selected	17	105
Total	100	616

## INTERPREF

*If you were to participate in programs sponsored by Kansas City Jewish organizations, would you prefer to attend...*

Response	Weighted %	n
-99, Skipped Question	0	0
1, Programs targeted to interfaith couples and families	18	39
2, Programs that include all couples and families	31	66
3, No preference	26	57
4, Do not participate in programs	25	54
Total	100	216

## INTERWELC

*Overall, in your opinion, how supportive is the Kansas City Jewish community to interfaith families?*

Response	Weighted %	n
-99, Skipped Question	1	8
1, Not at all	1	14
2, A little	8	80
3, Somewhat	32	307
4, Very much	31	299
5, No opinion	27	259
Total	100	968

## JLANTIWORLD

*Thinking about recent events in the United States and around the world, how concerned are you about each of the following? Antisemitism around the world*

Response	Weighted %	n
-99, Skipped Question	1	6
0, Not at all concerned	<1	4
1, Not too concerned	1	17
2, Somewhat concerned	22	215
3, Very concerned	75	723
Total	100	965

### JLANTIUS

*Thinking about recent events in the United States and around the world, how concerned are you about each of the following? Antisemitism in the United States*

Response	Weighted %	n
-99, Skipped Question	<1	5
0, Not at all concerned	<1	4
1, Not too concerned	4	39
2, Somewhat concerned	21	197
3, Very concerned	75	720
Total	100	965

### JLANTILOC

*Thinking about events in the United States and around the world, how concerned are you about each of the following? Antisemitism in Greater Kansas City*

Response	Weighted %	n
-99, Skipped Question	1	7
0, Not at all concerned	2	16
1, Not too concerned	18	175
2, Somewhat concerned	41	392
3, Very concerned	39	374
Total	100	964

### JLRACISM

*Thinking about recent events in the United States and around the world, how concerned are you about each of the following? Systematic racism in the United States*

Response	Weighted %	n
-99, Skipped Question	1	11
0, Not at all concerned	4	41
1, Not too concerned	6	61
2, Somewhat concerned	18	178
3, Very concerned	70	673
Total	100	964

### JLECON

*Thinking about recent events in the United States and around the world, how concerned are you about each of the following? The state of the economy*

Response	Weighted %	n
-99, Skipped Question	<1	4
0, Not at all concerned	1	11
1, Not too concerned	16	156
2, Somewhat concerned	47	453
3, Very concerned	35	340
Total	100	964

### JLHEALTH

*Thinking about recent events in the United States and around the world, how concerned are you about each of the following? The state of the healthcare system*

Response	Weighted %	n
-99, Skipped Question	1	8
0, Not at all concerned	1	15
1, Not too concerned	6	62
2, Somewhat concerned	28	273
3, Very concerned	63	606
Total	100	964

### JLPOL

*Thinking about recent events in the United States and around the world, how concerned are you about each of the following? The state of politics and government in the United States*

Response	Weighted %	n
-99, Skipped Question	<1	4
0, Not at all concerned	<1	5
1, Not too concerned	3	28
2, Somewhat concerned	19	187
3, Very concerned	77	740
Total	100	964

## JLANTIEXP

Have you **personally** experienced antisemitism in the **past year**?

Response	Weighted %	n
-99, Skipped Question	<1	3
0, No	94	905
1, Yes	6	56
Total	100	964

## JLANTIEXP\_TXT

Please describe the incident(s) you personally experienced in the past year.

51 responses

## SUBPOPULATIONS

Display text

The next questions ask for additional background information to help us to understand your responses.

### IF RJEWISH = 1

#### RESPHERGASH

Regarding your Jewish heritage, do you consider yourself to be...? *Ashkenazi*

Response	Weighted %	n
-99, Skipped Question	<1	4
0, Not selected	11	99
1, Selected	89	771
Total	100	874

### IF RJEWISH = 1

#### RESPHERGSEP

Regarding your Jewish heritage, do you consider yourself to be...? *Sephardic*

Response	Weighted %	n
-99, Skipped Question	<1	4
0, Not selected	94	818
1, Selected	6	52
Total	100	874

**IF RJEWISH = 1**  
**RESPHERGMIZ**

*Regarding your Jewish heritage, do you consider yourself to be...? Mizrahi*

Response	Weighted %	n
-99, Skipped Question	<1	4
0, Not selected	99	863
1, Selected	1	7
Total	100	874

**IF RJEWISH = 1**  
**RESPHERGOTH**

*Regarding your Jewish heritage, do you consider yourself to be...? Other*

Response	Weighted %	n
-99, Skipped Question	<1	4
0, Not selected	99	866
1, Selected	<1	4
Total	100	874

**IF RJEWISH = 1**  
**RESPHERGNONE**

*Regarding your Jewish heritage, do you consider yourself to be...? None of these, particular Jewish heritage*

Response	Weighted %	n
-99, Skipped Question	<1	4
0, Not selected	92	798
1, Selected	8	72
Total	100	874

**IF RJEWISH = 1**  
**RESPHERGDK**

*In terms of Jewish heritage, do you think of yourself as ...? Don't know*

Response	Weighted %	n
-99, Skipped Question		4
0, Not selected	93	870
1, Selected	7	63
Total	100	937

**IF SPJEWISH = 1**  
**SPHERGASH**

*Regarding their Jewish heritage, does your spouse consider yourself to be...? Ashkenazi*

Response	Weighted %	n
-99, Skipped Question	1	7
0, Not selected	16	76
1, Selected	83	391
Total	100	474

**IF SPJEWISH = 1**  
**SPHERGSEP**

*Regarding their Jewish heritage, does your spouse consider yourself to be...? Sephardic*

Response	Weighted %	n
-99, Skipped Question	1	7
0, Not selected	96	449
1, Selected	3	18
Total	100	474

**IF SPJEWISH = 1**  
**SPHERGMIZ**

*Regarding their Jewish heritage, does your spouse consider yourself to be...? Mizrahi*

Response	Weighted %	n
-99, Skipped Question	1	7
0, Not selected	99	465
1, Selected	<1	2
Total	100	474

**IF SPJEWISH = 1**  
**SPHERGOTH**

*Regarding their Jewish heritage, does your spouse consider yourself to be...? Other*

Response	Weighted %	n
-99, Skipped Question	3	7
0, Not selected	97	466
1, Selected	< 1	1
Total	100	474

**IF SPJEWISH = 1**  
**SPHERGNONE**

*Regarding their Jewish heritage, does your spouse consider yourself to be...? None of these, particular Jewish heritage*

Response	Weighted %	n
-99, Skipped Question	1	7
0, Not selected	99	466
1, Selected	<1	1
Total	100	474

**IF SPJEWISH = 1**  
**SPHERGDK**

*Regarding their Jewish heritage, does your spouse consider yourself to be...? Don't know*

Response	Weighted %	n
-99, Skipped Question	1	7
0, Not selected	92	467
1, Selected	7	35
Total	100	509

**IF HHOLD=0**  
**RUSRESP**

*Did you grow up in a Russian-speaking home?*

Response	Weighted %	n
-99, Skipped Question	0	0
0, No	99	193
1, Yes	1	1
Total	100	194

**IF HHOLD=1**  
**RUSHH | ^ |**

*Did you or anyone in your household grow up in a Russian-speaking home?*

Response	Weighted %	n
-99, Skipped Question	<1	2
1, Yes, me	1	11
2, Yes, someone else	2	14
3, Yes, both me and someone else	1	5
4, No	96	734
Total	100	766

**IF HHOLD=0**  
**LGBTQRESP**

*Do you identify as LGBTQ?*

Response	Weighted %	n
-99, Skipped Question	1	2
0, No	92	177
1, Yes	7	15
Total	100	194

**IF HHOLD=1**  
**LGBTQHH | ^ |**

*Do you or anyone in your household identify as LGBTQ?*

Response	Weighted %	n
-99, Skipped Question	1	9
1, Yes, me	1	7
2, Yes, someone else	5	39
3, Yes, both me and someone else	2	16
4, No	91	695
Total	100	766

**IF HHOLD=0**  
**ISRRESP**

*Are you an Israeli citizen?*

Response	Weighted %	n
-99, Skipped Question	1	2
0, No	97	188
1, Yes	2	4
Total	100	194

**IF HHOLD=1**

**ISRHH | ^ |**

*Are you or anyone in your household an Israeli citizen?*

Response	Weighted %	n
-99, Skipped Question	1	5
1, Yes, me	1	10
2, Yes, someone else	1	8
3, Yes, both me and someone else	1	7
4, No	96	736
Total	100	766

**POLVIEWS | ^ |**

*In terms of political views, people often classify themselves as “liberal,” “moderate,” or “conservative.” Where would you place yourself on this scale?*

Response	Weighted %	n
-99, Skipped Question	1	11
1, Very liberal	14	140
2, Liberal	44	416
3, Moderate	28	264
4, Conservative	11	108
5, Very conservative	2	20
Total	100	959

## ISRAEL

Display text

This next section asks about your attitudes toward Israel.

**ISRNUM**

*How many times, if any, have you been to Israel?*

Response	Weighted %	n
-99, Skipped Question	3	32
0, Never	34	334
1, Once	24	241
2, More than once	33	326
3, I lived in Israel	6	56
Total	100	989

**IF ISRNUM >1**

**ISRTYPETAG**

*Did you ever go to Israel on any of the following programs? Birthright Israel*

Response	Weighted %	n
0, Not selected	65	102
1, Selected	35	55
Total	100	157

**IF ISRNUM >1**

**ISRTYPEHONEY**

*Did you ever go to Israel on any of the following programs? Honeymoon Israel*

Response	Weighted %	n
0, Not selected	99	622
1, Selected	<1	1
Total	100	623

**IF ISRNUM >1**

**ISRTYPEEDU**

*Did you ever go to Israel on any of the following programs? Educational program or volunteer trip*

Response	Weighted %	n
0, Not selected	69	429
1, Selected	31	194
Total	100	623

**IF ISRNUM >1**

**ISRTYPEFED**

*Did you ever go to Israel on any of the following programs? A trip sponsored by a federation, synagogue, or other Jewish organization*

Response	Weighted %	n
0, Not selected	43	266
1, Selected	57	357
Total	100	623

**IF ISRNUM >1**  
**ISRTYPEBUS**

*Did you ever go to Israel on any of the following programs? Business trip*

Response	Weighted %	n
0, Not selected		575
1, Selected		48
Total	100	623

**IF ISRNUM >1**  
**ISRTYPELONG**

*Did you ever go to Israel on any of the following programs? Long-term program (6 weeks or more)*

Response	Weighted %	n
0, Not selected	80	501
1, Selected	20	122
Total	100	623

**IF ISRNUM >1**  
**ISRTYPEVAC**

*Did you ever go to Israel on any of the following programs? Vacation*

Response	Weighted %	n
0, Not selected	43	268
1, Selected	57	355
Total	100	623

**IF ISRNUM >1**  
**ISRTYPENONE**

*Did you ever go to Israel on any of the following programs? None of these*

Response	Weighted %	n
0, Not selected	97	606
1, Selected	3	17
Total	100	623

## ISRCNCT

*How emotionally attached are you to Israel?*

Response	Weighted %	n
-99, Skipped Question	<1	5
0, Not at all attached	9	89
1, Not too attached	18	168
2, Somewhat attached	42	401
3, Very attached	31	293
Total	100	956

## ISRCOMM

*How much, if anything, do you feel you have in common with Jews in Israel?*

Response	Weighted %	n
-99, Skipped Question	4	37
0, Nothing at all	4	36
1, Not much	24	239
2, Some	49	483
3, A lot	20	194
Total	100	989

## ISRNEWS

*How closely do you follow news about Israel?*

Response	Weighted %	n
-99, Skipped Question	4	35
0, Not at all closely	4	35
1, Not too closely	24	241
2, Somewhat closely	44	431
3, Very closely	25	247
Total	100	989

## ORGANIZATIONS

Display text

The next questions ask about your participation with Jewish organizations and other aspects of Jewish life. Although your activities in the past year might have been different than usual because of the pandemic, please answer all questions about your recent involvement. Participation includes both in-person and online activities.



**ORGMEM | ^ |**

*Aside from congregations, are you or anyone in your household a member of any Jewish organizations or clubs in Greater Kansas City? (e.g. Hadassah, AJC, AIPAC, NCJW)*

Response	Weighted %	n
-99, Skipped Question	4	36
0, No	51	508
1, Yes	45	445
Total	100	989

**ORGGROUPS | ^ |**

*Do you or anyone in your household belong to an informal or grassroots Jewish group in Greater Kansas City? (e.g. social chavurah, Jewish book club, etc.)*

Response	Weighted %	n
-99, Skipped Question	4	37
0, No	72	711
1, Yes	24	241
Total		989

**ORGFREQ**

*In the past year, how often did you participate in any program with a Jewish organization, whether in person or online, aside from religious services?*

Response	Weighted %	n
-99, Skipped Question	4	38
0, Never	26	253
1, Rarely	22	220
2, Sometimes	26	262
3, Often	22	216
Total	100	989

**IF ORGFREQ =1,2, or 3**

**ORGPROGED**

*Over the past year, have you attended any of the following types of activities sponsored by a Jewish organization, whether in person or online? Primarily educational (class or lecture)*

Response	Weighted %	n
-99, Skipped Question	1	7
0, Not selected	41	287
1, Selected	58	404
Total	100	698

IF ORGFREQ =2,3, or 4

**ORGPROGCUL**

*Over the past year, have you attended any of the following types of activities sponsored by a Jewish organization, whether in person or online? Primarily cultural (concert, theater, film, museum)*

Response	Weighted %	n
-99, Skipped Question	1	7
0, Not selected	60	418
1, Selected	39	273
Total	100	698

IF ORGFREQ =2,3, or 4

**ORGPROGREL**

*Over the past year, have you attended any of the following types of activities sponsored by a Jewish organization, whether in person or online? (aside from a religious service) such as a holiday celebration*

Response	Weighted %	n
-99, Skipped Question	1	7
0, Not selected	49	339
1, Selected	50	352
Total	100	698

IF ORGFREQ =2,3, or 4

**ORGPROGSOC**

*Over the past year, have you attended any of the following types of activities sponsored by a Jewish organization, whether in person or online? Primarily social (sports league, bar night, party, dance)*

Response	Weighted %	n
-99, Skipped Question	1	7
0, Not selected	80	554
1, Selected	19	137
Total	100	698

**IF ORGFREQ =2,3, or 4**  
**ORGPROGCHAR**

*Over the past year, have you attended any of the following types of activities sponsored by a Jewish organization, whether in person or online? Primarily charitable (fundraiser)*

Response	Weighted %	n
-99, Skipped Question	1	7
0, Not selected	62	432
1, Selected	37	259
Total	100	698

**IF ORGFREQ =2,3, or 4**  
**ORGPROGPOL**

*Over the past year, have you attended any of the following types of activities sponsored by a Jewish organization, whether in person or online? Primarily political (rally or march)*

Response	Weighted %	n
-99, Skipped Question	1	7
0, Not selected	88	608
1, Selected	12	83
Total	100	698

**IF ORGFREQ =2,3, or 4**  
**ORGPROGNONE**

*Over the past year, have you attended any of the following types of activities sponsored by a Jewish organization, whether in person or online? None of these*

Response	Weighted %	n
-99, Skipped Question	1	7
0, Not selected	88	608
1, Selected	12	83
Total	100	698

**IF ORGFREQ =2,3, or 4**  
**ORGJCC**

*In the past year, did you ever participate in activities sponsored by any of the following organizations, whether in person or online? The JCC in Greater Kansas City*

Response	Weighted %	n
-99, Skipped Question	4	28
1, In-person only	13	87
2, Online	21	150
3, Both in-person and online	15	103
4, Did not participate	47	330
Total	100	698

**IF ORGFREQ =2,3, or 4**  
**ORGFED**

*In the past year, did you ever participate in activities sponsored by any of the following organizations, whether in person or online? The Jewish Federation of Greater Kansas City*

Response	Weighted %	n
-99, Skipped Question	7	48
1, In-person only	2	11
2, Online	30	212
3, Both in-person and online	7	52
4, Did not participate	54	375
Total	100	698

**IF ORGFREQ =2,3, or 4**

**ORGSYN**

*In the past year, did you ever participate in activities sponsored by any of the following organizations, whether in person or online? A congregation or synagogue in Greater Kansas City (aside from religious services)*

Response	Weighted %	n
-99, Skipped Question	4	28
1, In-person only	5	32
2, Online	35	242
3, Both in-person and online	27	190
4, Did not participate	29	206
Total	100	698

**IF ORGFREQ =2,3, or 4**

**ORGCHABAD**

*In the past year, did you ever participate in activities sponsored by any of the following organizations, whether in person or online? A Chabad in Greater Kansas City*

Response	Weighted %	n
-99, Skipped Question	8	57
1, In-person only	7	46
2, Online	7	48
3, Both in-person and online	5	37
4, Did not participate	73	510
Total	100	698

**IF ORGFREQ =2,3, or 4 AND RESPAGE <40**

**ORGJCC**

*In the past year, did you ever participate in activities sponsored by any of the following organizations, whether in person or online? A young adult/young professional organization such as Hillel or Chabad on campus, Moishe House, Tribe KC, YAD, or Plaza Chabad*

Response	Weighted %	n
-99, Skipped Question	86	569
1, In-person only	1	5
2, Online	2	15
3, Both in-person and online	2	11
4, Did not participate	9	61
Total	100	661

### ORGSVC

*In the past year, how often have you participated in ONLINE Jewish activities in any of the following ways? Online Jewish religious service*

Response	Weighted %	n
-99, Skipped Question	6	63
0, Never	28	276
1, Rarely	22	221
2, Sometimes	26	256
3, Often	17	173
Total	100	989

### ORGPROG

*In the past year, how often have you participated in ONLINE Jewish activities in any of the following ways? Online Jewish program or class*

Response	Weighted %	n
-99, Skipped Question	6	62
0, Never	42	417
1, Rarely	16	156
2, Sometimes	21	204
3, Often	14	140
Total	100	989

### ORGSOCMED

*In the past year, how often have you participated in ONLINE Jewish activities in any of the following ways? Online conversation about Judaism and being Jewish (e.g., Facebook, Twitter)*

Response	Weighted %	n
-99, Skipped Question	8	83
0, Never	56	552
1, Rarely	14	137
2, Sometimes	15	144
3, Often	7	73
Total	100	989

### ORGLC

*In the past year, how often have you participated in ONLINE Jewish activities in any of the following ways? Jewish life cycle event (e.g. wedding, bar or bat mitzvah, bris or baby naming, or funeral)*

Response	Weighted %	n
-99, Skipped Question	6	64
0, Never	28	279
1, Rarely	23	232
2, Sometimes	33	332
3, Often	8	82
Total	100	989

### VOLJEW

*In the past year, did you volunteer for or with any Jewish organizations?*

Response	Weighted %	n
-99, Skipped Question	4	40
0, No	54	539
1, Yes	41	410
Total	100	989

### VOLNJ

*In the past year, did you volunteer for or with any non-Jewish organizations?*

Response	Weighted %	n
-99, Skipped Question	4	40
0, No	58	574
1, Yes	38	375
Total	100	

### ACTTALK

*In the past year, how often did you participate in the following activities, either on your own or with an organization?  
Talk with family or friends about Jewish topics*

Response	Weighted %	n
-99, Skipped Question	4	42
0, Never	4	42
1, Rarely	10	99
2, Sometimes	42	416
3, Often	39	390
Total	100	989

### ACTREAD

*In the past year, how often did you participate in the following activities, either on your own or with an organization?  
Read Jewish publications including articles, magazines, and newsletters from a Jewish organization*

Response	Weighted %	n
-99, Skipped Question	4	42
0, Never	98	982
1, Rarely	13	128
2, Sometimes	28	280
3, Often	44	441
Total	100	989

### ACTCULT

*In the past year, how often did you participate in the following activities, either on your own or with an organization?  
Read books, watch movies or TV, or listen to music that is Jewish-focused*

Response	Weighted %	n
-99, Skipped Question	4	42
0, Never	9	91
1, Rarely	20	198
2, Sometimes	37	365
3, Often	29	293
Total	100	989

### ACTFOOD

*In the past year, how often did you participate in the following activities, either on your own or with an organization?  
Ate Jewish foods, aside from Shabbat and holiday meals*

Response	Weighted %	n
-99, Skipped Question	5	45
0, Never	8	80
1, Rarely	18	180
2, Sometimes	42	418
3, Often	27	266
Total	100	989

## ACTTEXT

*In the past year, how often did you participate in the following activities, either on your own or with an organization?  
Studied or learned Jewish texts*

Response	Weighted %	n
-99, Skipped Question	4	42
0, Never	42	421
1, Rarely	21	206
2, Sometimes	15	152
3, Often	17	168
Total	100	989

## PHILANTHROPY

### CHARANY |^|

*Over the past year, did you or your spouse make any charitable donations?*

Response	Weighted %	n
-99, Skipped Question	4	41
1, Yes, to any Jewish and non-Jewish organizations	74	741
2, Yes, to Jewish organizations only	6	60
3, Yes, to non-Jewish organizations only	9	86
4, No charitable donations	5	49
77, Don't know	1	12
Total	100	989

**IF CHARANY = 1 or 2**

### CHARFED |^|

*Over the past year, have you or your spouse made a charitable contributions to the Jewish Federation of Greater Kansas City?*

Response	Weighted %	n
-99, Skipped Question	<1	3
0, No	38	305
1, Yes	56	448
77, Don't know	6	44
Total	100	800

### CHARCEDU

Thinking about the causes that you might volunteer for or donate to, which of the following are most important to you?  
Education (e.g. early childhood, camp, day schools, college, clubs)

Response	Weighted %	n
-99, Skipped Question	5	50
0, Not selected	53	526
1, Selected	41	413
Total	100	989

### CHARCHUMSVC

Thinking about the causes that you might volunteer for or donate to, which of the following are most important to you?  
Human Services (e.g. homelessness, poverty, food insecurity, counseling, domestic abuse)

Response	Weighted %	n
-99, Skipped Question	5	50
0, Not selected	23	226
1, Selected	72	713
Total	100	989

### CHARCSOJUS

Thinking about the causes that you might volunteer for or donate to, which of the following are most important to you?  
Social Justice (e.g. economic, racial)

Response	Weighted %	n
-99, Skipped Question	5	50
0, Not selected	40	392
1, Selected	55	547
Total	100	989

### CHARCSYN

Thinking about the causes that you might volunteer for or donate to, which of the following are most important to you?  
Congregation/Synagogue (not including dues and tuition)

Response	Weighted %	n
-99, Skipped Question	5	50
0, Not selected	49	482
1, Selected	46	457
Total	100	989

### CHARCJED

*Thinking about the causes that you might volunteer for or donate to, which of the following are most important to you?  
Jewish education (not including tuition)*

Response	Weighted %	n
-99, Skipped Question	5	50
0, Not selected	64	631
1, Selected	31	308
Total	100	989

### CHARCISR

*Thinking about the causes that you might volunteer for or donate to, which of the following are most important to you?  
Israel*

Response	Weighted %	n
-99, Skipped Question	5	50
0, Not selected	63	622
1, Selected	32	317
Total	100	989

### CHARCARTS

*Thinking about the causes that you might volunteer for or donate to, which of the following are most important to you?  
Arts & Culture*

Response	Weighted %	n
-99, Skipped Question	5	50
0, Not selected	54	533
1, Selected	41	406
Total	100	989

### CHARCOTH

*Thinking about the causes that you might volunteer for or donate to, which of the following are most important to you?  
Something else*

Response	Weighted %	n
-99, Skipped Question	5	50
0, Not selected	83	827
1, Selected	12	112
Total	100	989

## CHARCNONE

Thinking about the causes that you might volunteer for or donate to, which of the following are most important to you?  
None of these

Response	Weighted %	n
-99, Skipped Question	5	50
0, Not selected	92	912
1, Selected	3	27
Total	100	989

## HEALTH AND WELL BEING

Display text

We would like to learn about your health needs {if HHOLD=1 “as well as of others in your household”}, if any.

### HLCAREGIVER | ^ |

Do you or anyone in your household manage care or personally provide care, aside from routine childcare?

Response	Weighted %	n
-99, Skipped Question	6	54
1, Yes, personally provide care	6	55
2, Yes, manage care provided by others	6	56
3, Yes, both manage care and personally provide care	5	45
4, No	78	779
Total	100	989

IF HLCAREGIVER <4

### HLCAREPAR | ^ |

For whom do you or anyone in your household manage the care or personally provide care, aside from routine childcare?  
A parent or in-law

Response	Weighted %	n
-99, Skipped Question	1	1
0, Not selected	34	54
1, Selected	65	101
Total	100	156

### HLCARESPOUSE | ^ |

*For whom do you or anyone in your household manage the care or personally provide care, aside from routine childcare?  
Your spouse*

Response	Weighted %	n
-99, Skipped Question	1	1
0, Not selected	84	131
1, Selected	15	24
Total	100	156

### HLCAREADCH | ^ |

*For whom do you or anyone in your household manage the care or personally provide care, aside from routine childcare?  
An adult child age 18 or older*

Response	Weighted %	n
-99, Skipped Question	1	1
0, Not selected	89	138
1, Selected	10	17
Total	100	156

### HLCAREMINCH | ^ |

*For whom do you or anyone in your household manage the care or personally provide care, aside from routine childcare?  
A child under age 18 with special needs*

Response	Weighted %	n
-99, Skipped Question	1	1
0, Not selected	96	150
1, Selected	3	5
Total	100	156

### HLCAREOTH | ^ |

*For whom do you or anyone in your household manage the care or personally provide care, aside from routine childcare?  
Someone else*

Response	Weighted %	n
-99, Skipped Question	1	1
0, Not selected	80	125
1, Selected	19	30
Total	100	156

**IF RESPAGE < 75**

**HLPARNH | ^ |**

*Do you or your spouse have a parent or close relative who is currently a resident of an assisted living facility, nursing home, or independent senior living building or community?*

Response	Weighted %	n
-99, Skipped Question	8	6
0, No	77	613
1, Yes, in Greater Kansas City	15	119
2, Yes, elsewhere	6	46
3, Yes, both	9	7
Total	100	791

**IF RESPAGE > 54 and all HHADAGE# > 54 and HHCHNUM = 0**

**HLRESPNH**

*Do you currently reside in an assisted living facility, nursing home, or an independent living building or community?*

Response	Weighted %	n
-99, Skipped Question	<1	1
0, No	93	507
1, Yes, at Village Shalom	3	18
2, Yes, at another facility	4	19
Total	100	545

**IF HLRESPNH = 3**

**HLRESPNHFUT**

*Are you considering moving to an assisted living facility, nursing home, or an independent living building or retirement community within the next five years?*

Response	Weighted %	n
-99, Skipped Question	1	3
0, No	92	466
1, Yes	7	37
Total	100	506

### HLDISANY | ^ |

*Do you or anyone in your household have a chronic health issue, special need, or disability that limits the kind of work, school, or activities? (e.g. a cognitive or developmental impairment, chronic disease, physical disability, mental health problem)*

Response	Weighted %	n
-99, Skipped Question	6	56
0, No	76	751
1, Yes	18	182
Total	100	989

**IF HLDISANY = 1 and HHOLD=1**

### HLDISWHORESP | ^ |

*Which members of the household are affected by a health issue, special need, or disability? You personally*

Response	Weighted %	n
-99, Skipped Question	4	5
0, Not selected	44	61
1, Selected	53	74
Total	100	140

### HLDISWHOSP | ^ |

*Which members of the household are affected by a health issue, special need, or disability? Your spouse or partner*

Response	Weighted %	n
-99, Skipped Question	4	5
0, Not selected	47	66
1, Selected	49	69
Total	100	140

### HLDISWHOAD | ^ |

*Which members of the household are affected by a health issue, special need, or disability? Another adult in the household*

Response	Weighted %	n
-99, Skipped Question	4	5
0, Not selected	81	113
1, Selected	16	22
Total	100	140

### HLDISWHICH | ^ |

*Which members of the household are affected by a health issue, special need, or disability? A child under age 18*

Response	Weighted %	n
-99, Skipped Question	4	5
0, Not selected	81	114
1, Selected	15	21
Total	100	140

### IF HLDISANY =1

### HLDISMENT | ^ |

*What health issues, special needs, or disabilities do you or anyone in your household have? Mental or emotional health problems (e.g., depression, bipolar, ADHD, schizophrenia)*

Response	Weighted %	n
-99, Skipped Question	<1	1
0, Not selected	62	112
1, Selected	38	69
Total	100	182

### HLDISINT | ^ |

*What health issues, special needs, or disabilities do you or anyone in your household have? Developmental or intellectual disability*

Response	Weighted %	n
-99, Skipped Question	<1	1
0, Not selected	91	164
1, Selected	9	17
Total	100	182

### HLDISPHYS | ^ |

*What health issues, special needs, or disabilities do you or anyone in your household have? Physical disability*

Response	Weighted %	n
-99, Skipped Question	<1	1
0, Not selected	55	99
1, Selected	45	82
Total	100	182

**HLDISCHRON | ^ |***What health issues, special needs, or disabilities do you or anyone in your household have? Chronic illness*

Response	Weighted %	n
-99, Skipped Question	<1	1
0, Not selected	43	77
1, Selected	57	104
Total	100	182

**HLDISADD | ^ |***What health issues, special needs, or disabilities do you or anyone in your household have? Substance abuse/addiction*

Response	Weighted %	n
-99, Skipped Question	<1	1
0, Not selected	99	179
1, Selected	1	2
Total	100	182

**HLDISDEMENTIA | ^ |***What health issues, special needs, or disabilities do you or anyone in your household have? Dementia, including Alzheimer's Disease*

Response	Weighted %	n
-99, Skipped Question	<1	1
0, Not selected	92	167
1, Selected	8	14
Total	100	182

**HLDISCOVID | ^ |***What health issues, special needs, or disabilities do you or anyone in your household have? Complications related to COVID-19*

Response	Weighted %	n
-99, Skipped Question	<1	1
0, Not selected	98	178
1, Selected	2	3
Total	100	181

**HLDISOTH | ^ |***What health issues, special needs, or disabilities do you or anyone in your household have? Other*

Response	Weighted %	n
-99, Skipped Question	<1	1
0, Not selected	84	152
1, Selected	16	29
Total	100	182

**HLDISNONE | ^ |***What health issues, special needs, or disabilities do you or anyone in your household have? None of these*

Response	Weighted %	n
-99, Skipped Question	<1	1
0, Not selected	98	178
1, Selected	2	3
Total	100	182

**IF HLDISANY = 1****HLDISNEEDS | ^ |***If you require services to help manage the health or disability, do you receive all necessary services?*

Response	Weighted %	n
0, No	12	22
1, Yes	51	91
2, No services needed	37	67
77, Don't know	<1	1
Total	100	181

**IF RESPAGE > 55****HLTRANS***Do you have access to transportation when needed?*

Response	Weighted %	n
-99, Skipped Question	<1	1
1, Yes, all of the time	96	602
2, Some of the time	2	15
3, No	2	11
Total	100	628

### HLSOLATED

*Thinking about your personal support network – relatives and friends living nearby who you can rely on for help or support – how many people would you say you can rely on?*

Response	Weighted %	n
-99, Skipped Question	5	49
1, A lot of people	22	212
2, A fair number of people	35	350
3, Just a few people	36	353
4, No one	3	25
Total	100	989

### HLLONELY

*Last week, how often did you feel lonely?*

Response	Weighted %	n
-99, Skipped Question	6	57
0, Never	48	473
1, Rarely	24	239
2, Sometimes	17	169
3, Often	4	37
4, All the time	2	14
Total	100	989

### HLDIFF

*Last week, how often did you feel that emotional or mental difficulties hurt your ability to live your day to day life?*

Response	Weighted %	n
-99, Skipped Question	6	56
0, Never	61	606
1, Rarely	20	191
2, Sometimes	10	97
3, Often	3	29
4, All the time	1	10
Total	100	989

IF **RESPAGE**>64 or any **HHADAGE#**>64

**HLCAREDL**

*Inside your home or apartment, do you or any other adult in your household typically need help with any of the following daily activities — doing housework, preparing meals, dressing and undressing, taking a bath or a shower, or walking up and down stairs?*

Response	Weighted %	n
-99, Skipped Question	1	3
0, No	90	450
1, Yes	9	46
Total	100	499

IF **HLCAREDL**=1

**HLCARERHHREL**

*Who provides the necessary care? A relative or friend who lives with you*

Response	Weighted %	n
-99, Skipped Question	2	1
0, Not selected	78	36
1, Selected	20	9
Total	100	46

IF **HLCAREDL**=1

**HLCARERNONHHREL**

*Who provides the necessary care? A relative or friend who does not live with you*

Response	Weighted %	n
-99, Skipped Question	2	1
0, Not selected	87	40
1, Selected	11	5
Total	100	46

IF **HLCAREDL**=1

**HLCARERHHPROV**

*Who provides the necessary care? A paid care provider who lives with you*

Response	Weighted %	n
-99, Skipped Question	1	1
0, Not selected	99	45
1, Selected	0	0
Total	100	46

**IF HLCAREDL=1****HLCARERONHPROV***Who provides the necessary care? A paid care provider who does not live with you*

Response	Weighted %	n
-99, Skipped Question	1	1
0, Not selected	63	29
1, Selected	35	16
Total	100	46

**IF HLCAREDL=1****HLCAREROTH***Who provides the necessary care? Someone else*

Response	Weighted %	n
-99, Skipped Question	1	1
0, Not selected	89	41
1, Selected	9	4
Total	100	46

**IF HLCAREDL=1****HLCARERNONE***Who provides the necessary care? Do not receive care on a regular basis*

Response	Weighted %	n
-99, Skipped Question	1	1
0, Not selected	68	31
1, Selected	31	14
Total	100	46

## LABOR FORCE PARTICIPATION & FINANCIAL WELL-BEING

Display text

The final section of the survey asks about your work and financial well-being to understand the needs of community members.

**WBEMP***Are you currently working for pay?*

Response	Weighted %	n
-99, Skipped Question	6	53
1, Yes, full-time in one job or position	40	399
2, Yes, part-time in one job or position	12	114
3, Yes, working in multiple positions	5	46
4, No, not working for pay	8	78
5, No, on temporary leave (such as disability or parental leave)	10	9
6, No, retired	29	290
Total	100	989

**WBUNEMP***Are you currently receiving unemployment benefits?*

Response	Weighted %	n
-99, Skipped Question	1	4
0, No	98	531
1, Yes	1	6
Total	100	541

**WBEMPCHGLOST***Regardless of your current situation, in what ways, if any, has your job situation changed since January 2020, before the start of the coronavirus crisis? You have been laid off or lost a job*

Response	Weighted %	n
-99, Skipped Question	2	22
0, Not selected	93	877
1, Selected	4	41
Total	100	940

**WBEMPCHGFUR***Regardless of your current situation, in what ways, if any, has your job situation changed since January 2020, before the start of the coronavirus crisis? You have been furloughed*

Response	Weighted %	n
-99, Skipped Question	2	22
0, Not selected	97	908
1, Selected	1	10
Total	100	940

### WBEMPCHGBUS

Regardless of your current situation, in what ways, if any, has your job situation changed since January 2020, before the start of the coronavirus crisis? Have had to close my business

Response	Weighted %	n
-99, Skipped Question	2	22
0, Not selected	98	913
1, Selected	<1	5
Total	100	940

### WBEMPCHGCUT

Regardless of your current situation, in what ways, if any, has your job situation changed since January 2020, before the start of the coronavirus crisis? Your pay or compensation has been cut

Response	Weighted %	n
-99, Skipped Question	2	22
0, Not selected	90	839
1, Selected	8	79
Total	100	940

### WBEMPCHGREDHRS

Regardless of your current situation, in what ways, if any, has your job situation changed since January 2020, before the start of the coronavirus crisis? Your work hours have been reduced

Response	Weighted %	n
-99, Skipped Question	2	22
0, Not selected	93	862
1, Selected	5	56
Total	100	940

### WBEMPCHGINCHRS

Regardless of your current situation, in what ways, if any, has your job situation changed since January 2020, before the start of the coronavirus crisis? Your work hours have increased

Response	Weighted %	n
-99, Skipped Question	2	22
0, Not selected	92	853
1, Selected	6	65
Total	100	940

**WBEMPCHGWFH**

Regardless of your current situation, in what ways, if any, has your job situation changed since January 2020, before the start of the coronavirus crisis? You have started working from home

Response	Weighted %	n
-99, Skipped Question	2	22
0, Not selected	79	735
1, Selected	19	183
Total	100	940

**WBEMPCHGNEWJ**

Regardless of your current situation, in what ways, if any, has your job situation changed since January 2020, before the start of the coronavirus crisis? You have started a new job

Response	Weighted %	n
-99, Skipped Question	2	22
0, Not selected	92	853
1, Selected	6	65
Total	100	940

**WBEMPCHGSTOP**

Regardless of your current situation, in what ways, if any, has your job situation changed since January 2020, before the start of the coronavirus crisis? You have stopped working

Response	Weighted %	n
-99, Skipped Question	2	22
0, Not selected	95	882
1, Selected	3	36
Total	100	940

**WBEMPCHGOTH**

Regardless of your current situation, in what ways, if any, has your job situation changed since January 2020, before the start of the coronavirus crisis? Your situation has changed in another way

Response	Weighted %	n
-99, Skipped Question	2	22
0, Not selected	91	843
1, Selected	7	75
Total	100	940

### WBEMPCHGNONE

Regardless of your current situation, in what ways, if any, has your job situation changed since January 2020, before the start of the coronavirus crisis? No changes to your work situation

Response	Weighted %	n
-99, Skipped Question	2	22
0, Not selected	43	406
1, Selected	55	512
Total	100	940

### WBFINSIT | ^ |

How would you describe your household's financial situation?

Response	Weighted %	n
-99, Skipped Question	7	67
1, Cannot make ends meet	1	11
2, Just managing to make ends me	11	106
3, Have enough money	27	263
4, Have some extra money	24	231
5, Well off	32	311
Total	100	989

IF WBFINSIT = 3,4,5

### WBFINPAST | ^ |

Now thinking about your household's financial situation in the past three years, have there been times when your household either could not make ends meet or was just managing to make ends meet?

Response	Weighted %	n
-99, Skipped Question	<1	1
0, No	93	744
1, Yes	7	59
Total	100	803

**FINCONBASE | ^ |***Right now, how confident are you about each of the following? You will be able to afford your basic living expenses*

Response	Weighted %	n
-99, Skipped Question	7	69
0, Not at all confident	1	6
1, Not too confident	1	13
2, Somewhat confident	14	130
3, Very confident	77	766
4, Does not apply	<1	5
Total	100	989

**FINCONHLTH | ^ |***Right now, how confident are you about each of the following? You will be able to afford healthcare*

Response	Weighted %	n
-99, Skipped Question	1	69
0, Not at all confident	1	10
1, Not too confident	3	33
2, Somewhat confident	18	170
3, Very confident	71	703
4, Does not apply	1	8
Total	100	989

**IF RESPAGE<=40****FINCONLOAN | ^ |***Right now, how confident are you about each of the following? You will be able to pay any student loan debt*

Response	Weighted %	n
0, Not at all confident	6	7
1, Not too confident	6	7
2, Somewhat confident	11	14
3, Very confident	30	37
4, Does not apply	48	59
Total	100	124

**IF RESPAGE>40****FINCONRET | ^ |***Right now, how confident are you about each of the following? You will have enough money for retirement*

Response	Weighted %	n
0, Not at all confident	7	53
1, Not too confident	8	61
2, Somewhat confident	29	228
3, Very confident	54	435
4, Does not apply	3	23
Total	100	800

**FINCONSAVE | ^ |***Right now, how confident are you about each of the following? You will keep current savings and/or investments*

Response	Weighted %	n
-99, Skipped Question	7	70
0, Not at all confident	4	38
1, Not too confident	6	57
2, Somewhat confident	27	268
3, Very confident	54	540
4, Does not apply	2	16
Total	100	989

**WBINC | ^ |***Was your household's total income in 2020...*

Response	Weighted %	n
-99, Skipped Question	7	67
1, Less than \$50,000	10	100
2, \$50,000 to \$74,999	10	95
3, \$75,000 to \$99,999	10	96
4, \$100,000 to \$149,999	12	117
5, \$150,000 to \$199,999	8	76
6, \$200,000 or more	20	204
77, Don't know	1	11
97, Prefer not to answer	22	223
Total	100	989

**IF HHSIZE=1 or if HHOLD=0 and WBINC=77 or 97 or 98 or 99**

**WBFPL1M | ^ |**

*Was your household's total income in 2020...*

Response	Weighted %	n
-99, Skipped Question	6	3
1, Less than \$32,000	2	1
2, At least \$32,000	23	11
97, Prefer not to answer	68	32
77, Don't know	0	0
Total	100	47

**IF HHSIZE=1 or if HHOLD=0 and WBINC=1**

**WBFPL1 | ^ |**

*Was your household's total income in 2020...*

Response	Weighted %	n
-99, Skipped Question	0	0
1, Less than \$13,000	23	13
2, At least \$13,000 but less than \$19,000	7	4
3, At least \$19,000 but less than \$32,000	37	21
4, At least \$32,000	28	16
97, Prefer not to answer	5	3
77, Don't know	0	0
Total	100	57

**IF HHSIZE=2 or if HHOLD=1 and WBINC=77 or 97 or 98 or 99**

**WBFPL2M | ^ |**

*Was your household's total income in 2020...*

Response	Weighted %	n
-99, Skipped Question	3	4
1, Less than \$43,000	1	2
2, At least \$43,000	30	41
77, Don't know	4	5
97, Prefer not to answer	62	84
Total	100	136

**IF HHSIZE=2 or if HHOLD=1 and WBINC=1**

**WBFPL2 | ^ |**

*Was your household's total income in 2020...*

Response	Weighted %	n
-99, Skipped Question	0	0
1, Less than \$17,000	5	5
2, At least \$17,000 but less than \$26,000	8	8
3, At least \$26,000 but less than \$43,000	9	9
4, At least \$43,000	2	2
77, Don't know	2	2
97, Prefer not to answer	3	3
Total	100	29

**IF HHSIZE=3 or if HHOLD=1 and WBINC=77 or 97 or 98 or 99**

**WBFPL3M | ^ |**

*Was your household's total income in 2020...*

Response	Weighted %	n
-99, Skipped Question	10	2
1, Less than \$50,000	0	0
2, At least \$50,000	14	3
77, Don't know	0	0
97, Prefer not to answer	76	16
Total	100	21

**IF HHSIZE=3 or if HHOLD=1 and WBINC=1**

**WBFPL3A | ^ |**

*Was your household's total income in 2020...*

Response	Weighted %	n
-99, Skipped Question	0	0
1, Less than \$22,000	29	2
2, At least \$22,000 but less than \$33,000	29	2
3, At least \$33,000	43	3
77, Don't know	0	0
97, Prefer not to answer	0	0
Total	100	7

**IF HHSIZE=4 or if HHOLD=1 and WBINC=77 or 97 or 98 or 99**

**WBFPL4M | ^ |**

*Was your household's total income in 2020...*

Response	Weighted %	n
-99, Skipped Question	6	2
1, Less than \$66,000	0	0
2, At least \$66,000	27	9
77, Don't know	0	0
97, Prefer not to answer	70	23
Total	100	33

**IF HHSIZE=4 or if HHOLD=1 and WBINC=1**

**WBFPL4A | ^ |**

*Was your household's total income in 2020...*

Response	Weighted %	n
-99, Skipped Question	0	0
1, Less than \$26,000	0	0
2, At least \$26,000 but less than \$39,000	50	3
3, At least \$39,000	33	2
77, Don't know	17	1
97, Prefer not to answer	0	0
Total	100	6

**IF HHSIZE=4 or if HHOLD=1 and WBINC=2**

**WBFPL4B | ^ |**

*Was your household's total income in 2020...*

Response	Weighted %	n
-99, Skipped Question	0	0
1, Less than \$66,000	50	4
2, At least \$66,000	38	3
77, Don't know	12	1
97, Prefer not to answer	0	0
Total	100	8

**IF HHSIZE=5 or if HHOLD=1 and WBINC=77 or 97 or 98 or 99**

**WBFPL5M | ^ |**

*Was your household's total income in 2020...*

Response	Weighted %	n
-99, Skipped Question	0	0
1, Less than \$75,000	0	0
2, At least \$75,000	40	2
77, Don't know	0	0
97, Prefer not to answer	60	3
Total	100	5

**IF HHSIZE=6 or if HHOLD=1 and WBINC=77 or 97 or 98 or 99**

**WBFPL6M | ^ |**

*Was your household's total income in 2020...*

Response	Weighted %	n
-99, Skipped Question	0	0
1, Less than \$88,000	0	0
2, At least \$88,000	50	2
77, Don't know	0	0
97, Prefer not to answer	50	2
Total	100	4

**IF HHSIZE=6 or if HHOLD=1 and WBINC=1**

**WBFPL6A | ^ |**

*Was your household's total income in 2020...*

Response	Weighted %	n
-99, Skipped Question	0	0
1, Less than \$35,000	0	0
2, At least \$35,000	50	1
77, Don't know	0	0
97, Prefer not to answer	50	1
Total	100	2

**IF HHSIZE=6 or if HHOLD=1 and WBINC=3**

**WBFPL6C | ^ |**

*Was your household's total income in 2020...*

Response	Weighted %	n
-99, Skipped Question	0	0
1, Less than \$88,000	100	1
2, At least \$88,000	0	0
77, Don't know	0	0
97, Prefer not to answer	0	0
Total	100	1

**IF HHSIZE=7 or if HHOLD=1 and WBINC=2**

**WBFPL7B | ^ |**

*Was your household's total income in 2020...*

Response	Weighted %	n
-99, Skipped Question	0	0
1, Less than \$59,000	50	1
2, At least \$59,000	50	1
77, Don't know	0	0
97, Prefer not to answer	0	0
Total	100	2

**WBSAVE400 | ^ |**

*Would your household be able to pay an unexpected \$400 emergency expense with cash, money currently in a bank account, or on a credit card you could pay in full?*

Response	Weighted %	n
-99, Skipped Question	2	19
0, No	4	38
1, Yes	94	877
Total	100	934

### WBHARDFOOD | ^ |

*In the past year, have there been any times when you or anyone in your household did not have enough money for any of the following? Buy the food that you or they needed*

Response	Weighted %	n
-99, Skipped Question	3	6
0, Not selected	89	185
1, Selected	8	17
Total	100	208

### WBHARDHEALTH | ^ |

*In the past year, have there been any times when you or anyone in your household did not have enough money for any of the following? Pay for medical care or medicine that you or they needed*

Response	Weighted %	n
-99, Skipped Question	3	6
0, Not selected	79	164
1, Selected	18	38
Total	100	208

### WBHARDRENT | ^ |

*In the past year, have there been any times when you or anyone in your household did not have enough money for any of the following? Pay the rent or mortgage*

Response	Weighted %	n
-99, Skipped Question	3	6
0, Not selected	85	176
1, Selected	12	26
Total	100	208

### WBHARDUTIL | ^ |

*In the past year, have there been any times when you or anyone in your household did not have enough money for any of the following? Pay a utility bill, such as a bill for water, electricity, or heat*

Response	Weighted %	n
-99, Skipped Question	3	6
0, Not selected	82	171
1, Selected	15	31
Total	100	208

**WBHARDNONE | ^ |**

*In the past year, have there been any times when you or anyone in your household did not have enough money for any of the following? None of these*

Response	Weighted %	n
-99, Skipped Question	3	6
0, Not selected	25	53
1, Selected	72	149
Total	100	208

**WBHARDPASTFOOD | ^ |**

*In the past three years, have there been any times when you or anyone in your household did not have enough money for any of the following? Buy the food that you or they needed*

Response	Weighted %	n
-99, Skipped Question	2	17
0, Not selected	96	883
1, Selected	2	24
Total	100	924

**WBHARDPASTHEALTH | ^ |**

*In the past three years, have there been any times when you or anyone in your household did not have enough money for any of the following? Pay for medical care or medicine that you or they needed*

Response	Weighted %	n
-99, Skipped Question	2	17
0, Not selected	92	851
1, Selected	6	56
Total	100	924

**WBHARDPASTRENT | ^ |**

*In the past three years, have there been any times when you or anyone in your household did not have enough money for any of the following? Pay the rent or mortgage*

Response	Weighted %	n
-99, Skipped Question	2	17
0, Not selected	95	882
1, Selected	3	25
Total	100	924

**WBHARDPASTUTIL | ^ |**

*In the past three years, have there been any times when you or anyone in your household did not have enough money for any of the following? Pay a utility bill, such as a bill for water, electricity, or heat*

Response	Weighted %	n
-99, Skipped Question	2	17
0, Not selected	95	874
1, Selected	3	33
Total	100	924

**WBHARDPASTNONE | ^ |**

*In the past three years, have there been any times when you or anyone in your household did not have enough money for any of the following? None of these*

Response	Weighted %	n
-99, Skipped Question	2	17
0, Not selected	8	74
1, Selected	90	833
Total	100	924

**WBJEWJED | ^ |**

*During the past year, in what ways, if any, did your financial situation limit your participation in Jewish life? Did not enroll children in Jewish education, camp, or activities*

Response	Weighted %	n
-99, Skipped Question	2	18
0, Not selected	96	892
1, Selected	2	19
Total	100	929

**WBJEWJEDFIN | ^ |**

*During the past year, in what ways, if any, did your financial situation limit your participation in Jewish life? Required financial assistance to enroll children in Jewish education, Jewish camp, or activities*

Response	Weighted %	n
-99, Skipped Question	2	18
0, Not selected	95	878
1, Selected	3	33
Total	100	929

**WBJEWSYNSTOP | ^ |**

*During the past year, in what ways, if any, did your financial situation limit your participation in Jewish life?  
Discontinued synagogue membership*

Response	Weighted %	n
-99, Skipped Question	2	18
0, Not selected	97	901
1, Selected	1	10
Total	100	929

**WBJEWSYNFIN | ^ |**

*During the past year, in what ways, if any, did your financial situation limit your participation in Jewish life?  
Required financial assistance to maintain synagogue membership*

Response	Weighted %	n
-99, Skipped Question	2	18
0, Not selected	98	908
1, Selected	<1	3
Total	100	929

**WBJEWCHAR | ^ |**

*During the past year, in what ways, if any, did your financial situation limit your participation in Jewish life? Unable to contribute to Jewish causes as much as I would have liked*

Response	Weighted %	n
-99, Skipped Question	2	18
0, Not selected	84	773
1, Selected	14	138
Total	100	929

**WBJEWPART | ^ |**

*During the past year, in what ways, if any, did your financial situation limit your participation in Jewish life? Unable to participate in some Jewish activities*

Response	Weighted %	n
-99, Skipped Question	2	18
0, Not selected	92	854
1, Selected	6	57
Total	100	929

### WBJEWOTH | ^ |

*During the past year, in what ways, if any, did your financial situation limit your participation in Jewish life? Something else*

Response	Weighted %	n
-99, Skipped Question	2	18
0, Not selected	96	890
1, Selected	2	21
Total	100	929

### WBJEWNONE | ^ |

*During the past year, in what ways, if any, did your financial situation limit your participation in Jewish life? None of these*

Response	Weighted %	n
-99, Skipped Question	2	18
0, Not selected	19	185
1, Selected	79	726
Total	100	929

## CONCLUDING THOUGHTS

### CTSTRGAP\_TXT

*Based on your own experience, what do you consider to be the strengths and gaps of the Greater Kansas City Jewish community?*

616 responses

### CTJCHG\_TXT

*The COVID-19 crisis has changed lives in many ways. In what ways, if any, do you expect your Jewish life to change after the crisis is over, compared to before the crisis?*

616 responses

## Appendix E. Study Documentation

### Prenotification letter to list-based sample

April 2021

Dear {NAME} Household,

**Your voice matters.** Make sure you are represented by taking part in the Greater Kansas City Jewish Community Study (GKCJCS)! This survey will study the diverse needs and interests of the Jewish community in the Greater Kansas City area to inform the work of local Jewish organizations.

NORC at the University of Chicago, an independent research institution, is partnering with Brandeis University to conduct this study, which is sponsored by the Jewish Federation of Greater Kansas City. Any information you provide is completely confidential. Your individual responses will not be shared outside of the research team at NORC and Brandeis, and you will not be asked to donate money. Any adult living at your address can complete the survey.

It's easy to complete the survey!

1. Visit **GKCJCS.norc.org** or call 877-200-7906
2. Enter your survey access code: #####
3. Complete the 20-30 minute survey – if you need to step away, you can exit and re-enter the survey where you left off

*Check your email!*

*You may receive an invitation*

*From: GKCJCS@norc.org*

*Subject: Complete your GKCJCS survey today*

*Click on the link, and complete the survey*

**Your experiences and perspective matter to us.** Our goal is to have a large, diverse cross section of Jewish households in the Greater Kansas City area take part in this study. If we don't hear from you, we may call you in the next few weeks to request that you complete the survey. The call will come from NORC at the University of Chicago, 312-871-4270.

If you have questions, please email [GKCJCS@norc.org](mailto:GKCJCS@norc.org) or call 877-200-7906. For more information, visit [GKCJCS.norc.org](http://GKCJCS.norc.org). If you would like to speak with someone from the Jewish Federation of Greater Kansas City, please contact Andi Milens at 913-327-8108 or [amilens@jewishkc.org](mailto:amilens@jewishkc.org).

Please complete the survey soon. Thank you for taking part in this important research.

Sincerely,



Matthew Boxer, PhD  
Assistant Research Professor  
Brandeis University



Dan Gaylin  
President and CEO  
NORC at the University of Chicago

**Hablamos español** | **По русски звоните: (781) 736-4488**



## Prenotification letter to ABS sample

April 2021

Dear Greater Kanas City Community Member,

**Your voice matters.** Share your opinion and represent your community by taking part in the *KCSpeaks!* community survey. We are surveying adults in the Greater Kansas City area about a number of issues facing them to inform the work of local organizations.

It's easy to complete the survey!

4. Visit **KCSpeaks.norc.org** or call 877-200-7906
5. Enter your survey access code: #####
6. If you are eligible, complete the 20-30 minute survey— if you need to step away, you can exit and re-enter the survey where you left off

NORC at the University of Chicago, independent research institution, is partnering with Brandeis University to conduct this study. Your household has been selected to represent other households like yours in the greater Kansas City area. Any information you provide is completely confidential. Your individual responses will not be shared outside of the research team at NORC and Brandeis. Any adult living at your address can complete the survey.

**Your participation is important to us.** Our goal is to have the communities of the Greater Kansas City area represented. If we don't hear from you, we may call you in the next few weeks to complete the survey. The call will come from NORC at the University of Chicago, (312) 871-4270.

If you have questions, please email [KCSpeaks@norc.org](mailto:KCSpeaks@norc.org), call 877-200-7906, or visit [KCSpeaks.norc.org](http://KCSpeaks.norc.org).

Please get started as soon as you can. Thank you for taking part in this important research.

Sincerely,



Matthew Boxer, PhD  
Assistant Research Professor  
Brandeis University



Dan Gaylin  
President and CEO  
NORC at the University of Chicago

**Hablamos español** | **По русски звоните: (781) 736-4488**

## Appendix F. Maps

The maps in this appendix are dot density maps, a type of map that uses dots to illustrate the presence or absence of a specified feature or phenomenon. In this case, the maps provide a simple way to visualize the distribution of the Jewish population in Greater Kansas City across the geographic regions used for analysis in this study. They show both the divide between Kansas and Missouri and between the City region (i.e., ZIP codes fully within city limits of Kansas City, Kansas, or Kansas City, Missouri), the High-Density Suburbs (i.e., ZIP codes fully within Overland Park, Leawood, and Prairie Village), and the Other Suburbs (i.e., all other ZIP codes in the study area). The maps show the distribution of all Jewish households, Jewish households with and without children, synagogue members and non-members, Jewish households that are struggling financially and those that are stable, and Jewish adults of different ages.

Each map indicates the number of households represented by each dot. For all maps, each dot is randomly placed within the ZIP code in which the represented households reside. Regardless of the precise placement of any given dot, it should not be understood to represent any particular household.

Many of these maps do not reflect data shared in the main report. They were produced at the request of the Jewish Federation of Greater Kansas City.

Figure F1. Jewish households in Greater Kansas City, full geography

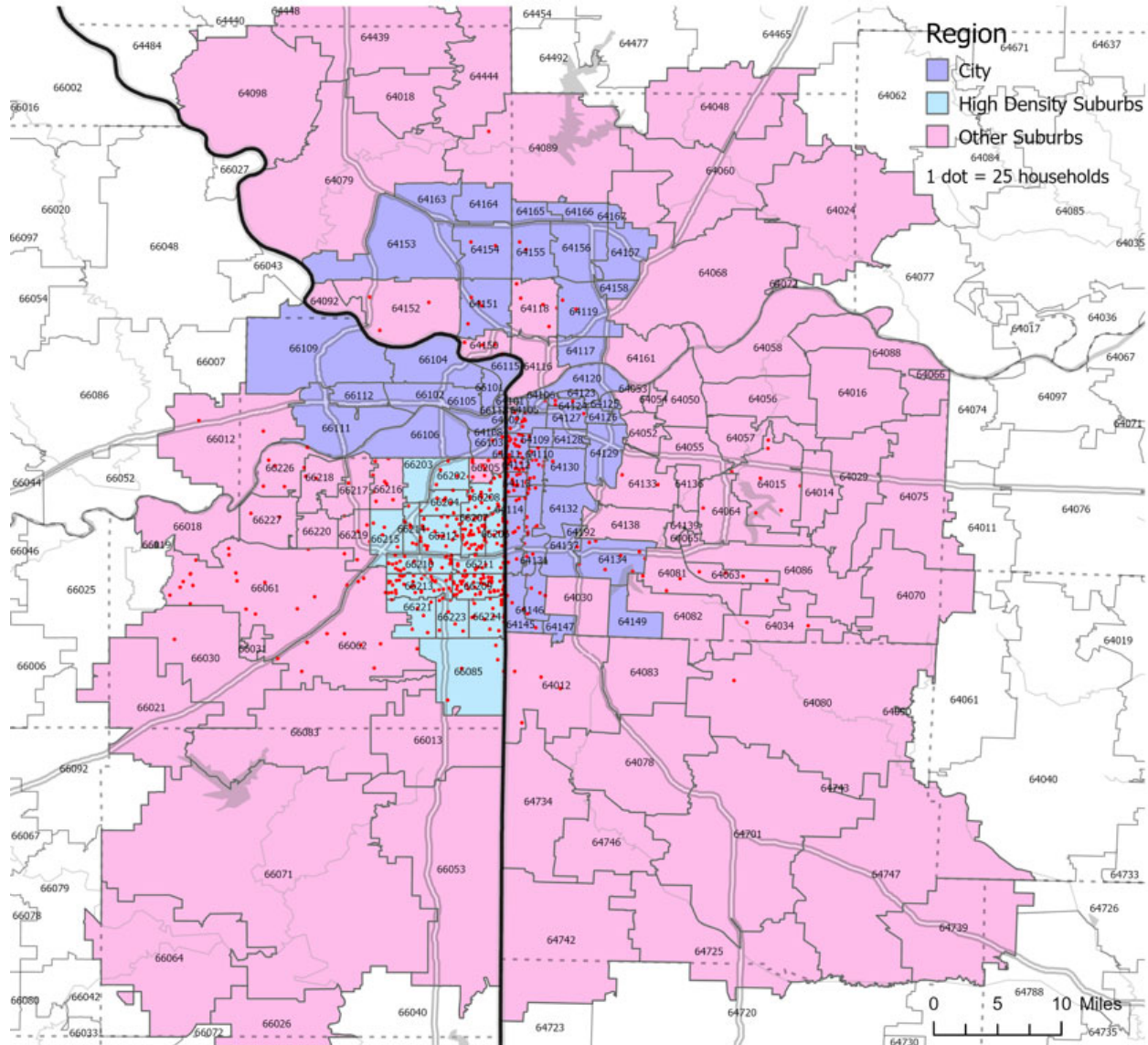


Figure F2. Jewish households in Greater Kansas City, zoomed in

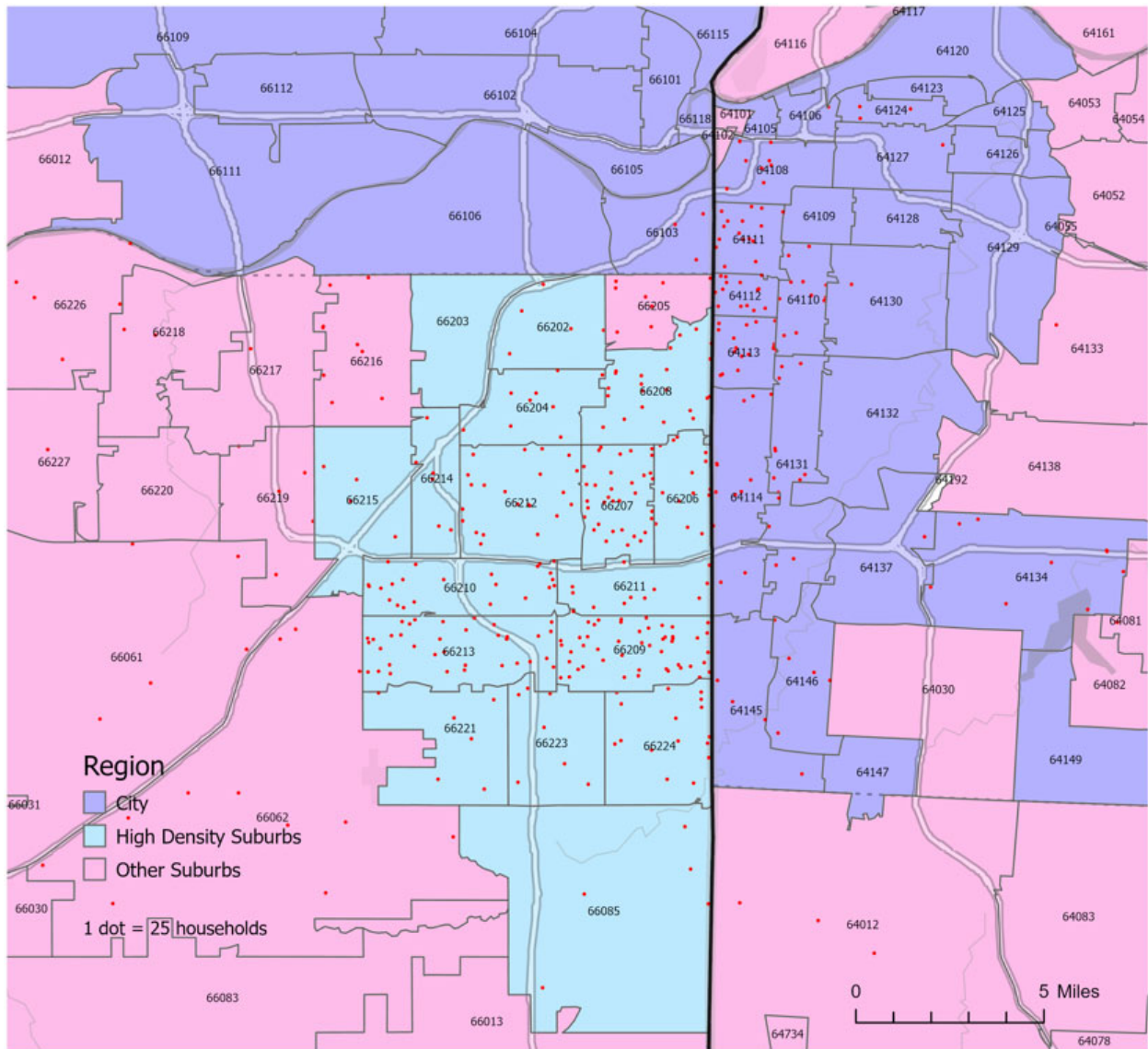


Figure F3. Jewish households in Greater Kansas City with and without children, full geography

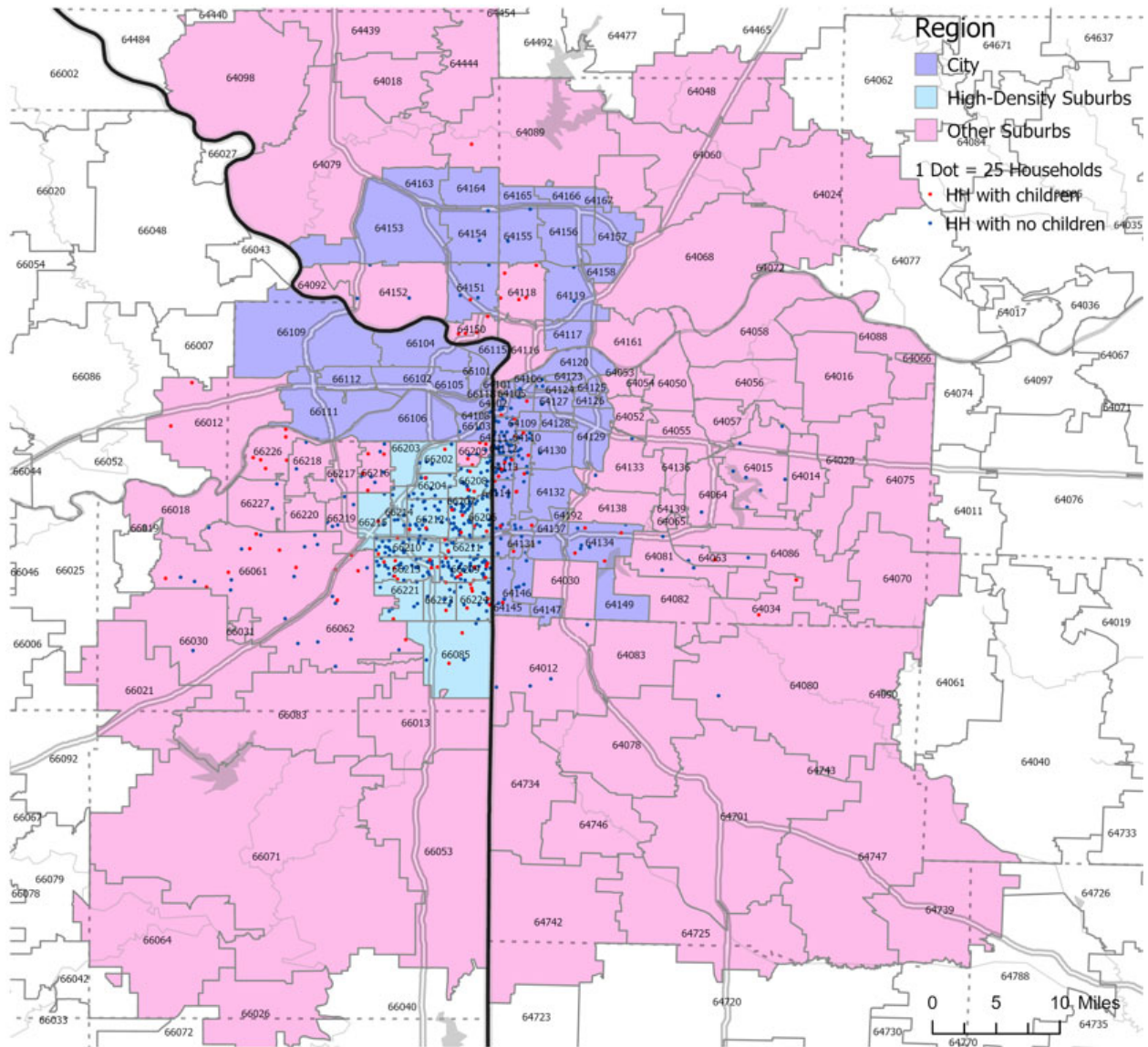


Figure F4. Jewish households in Greater Kansas City with and without children, zoomed in

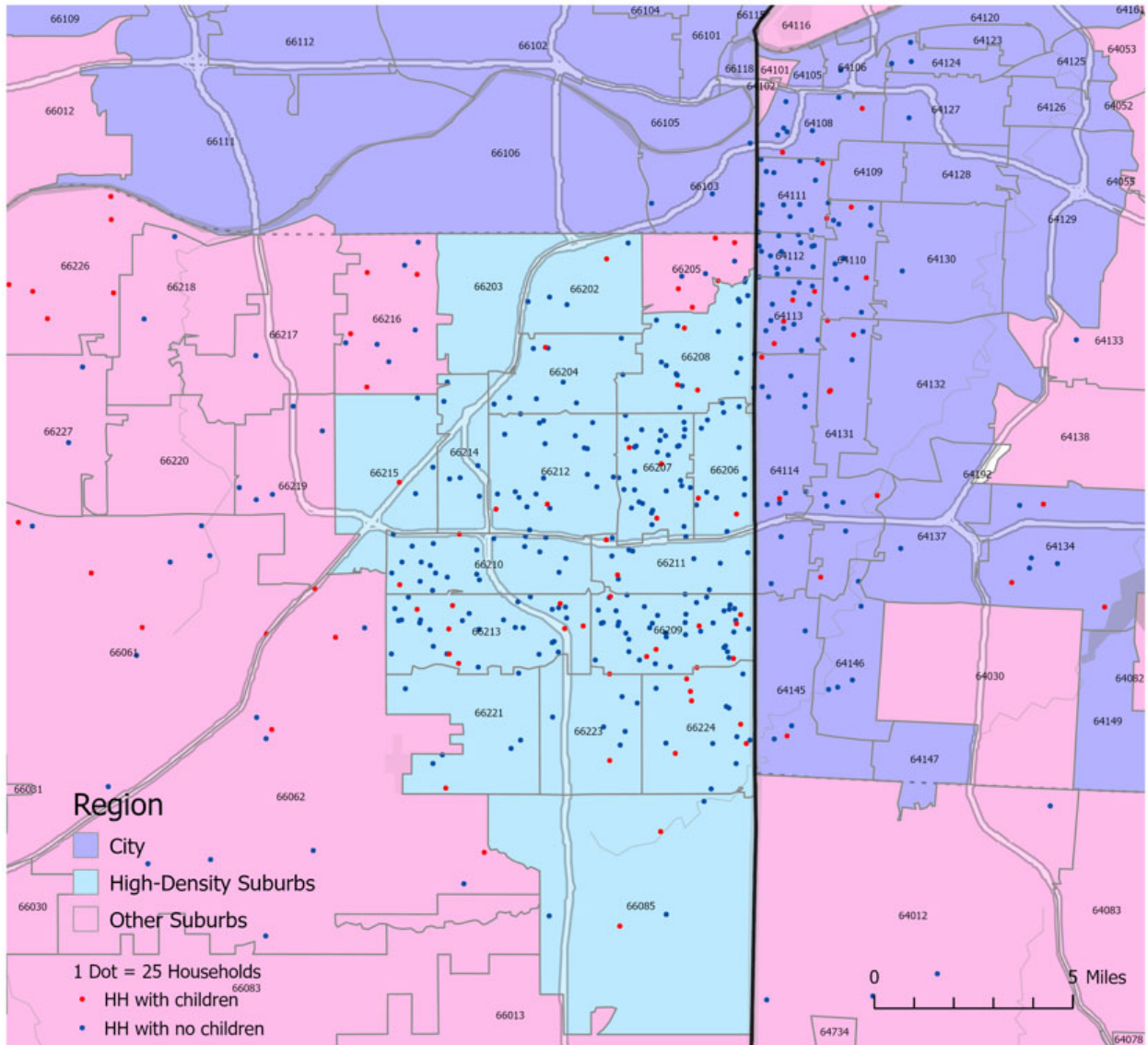




Figure F6. Synagogue member and non-member households in Greater Kansas City, zoomed in

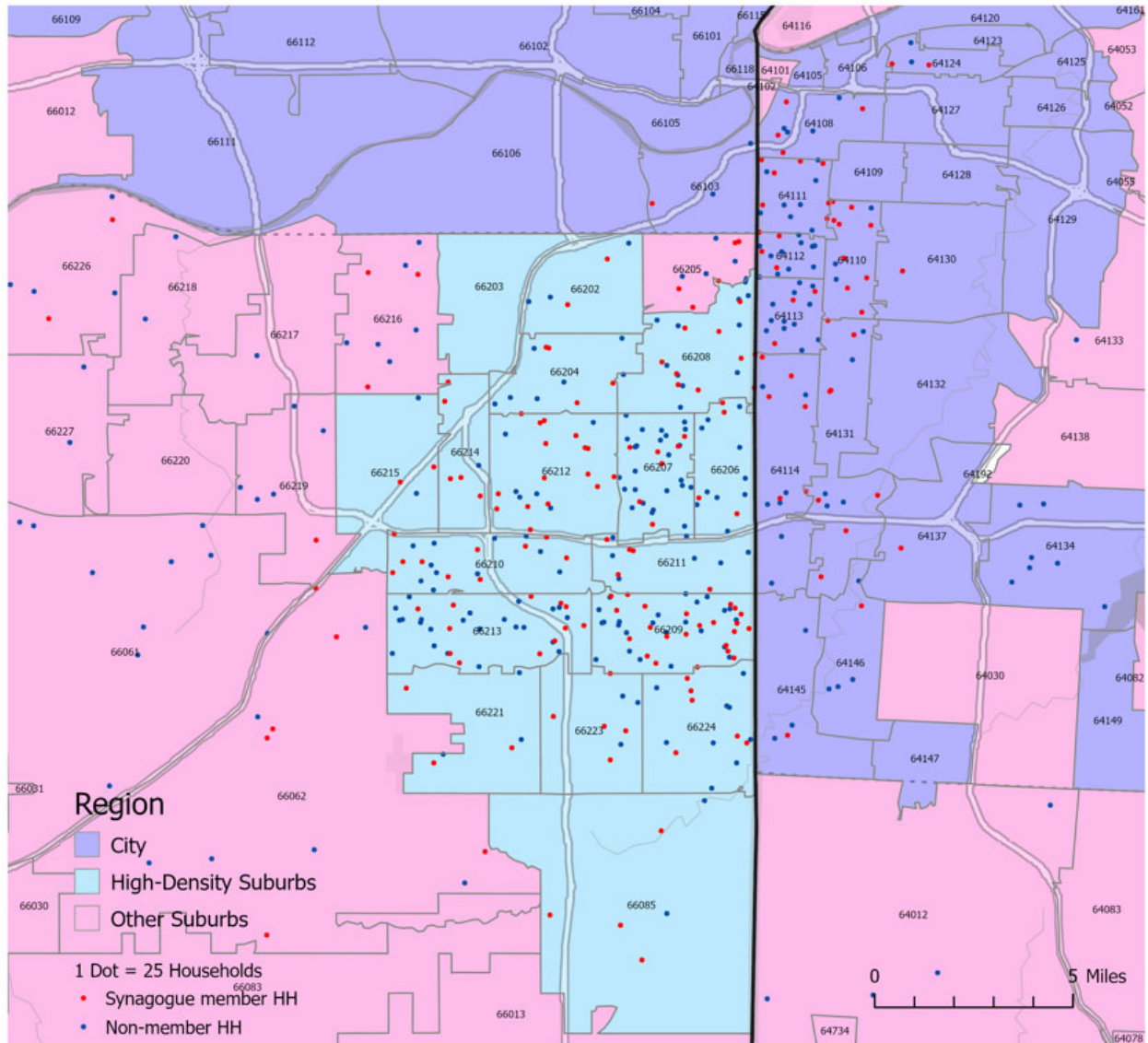




Figure F8. Jewish households in Greater Kansas City that are struggling financially vs. those that are financially stable, zoomed in

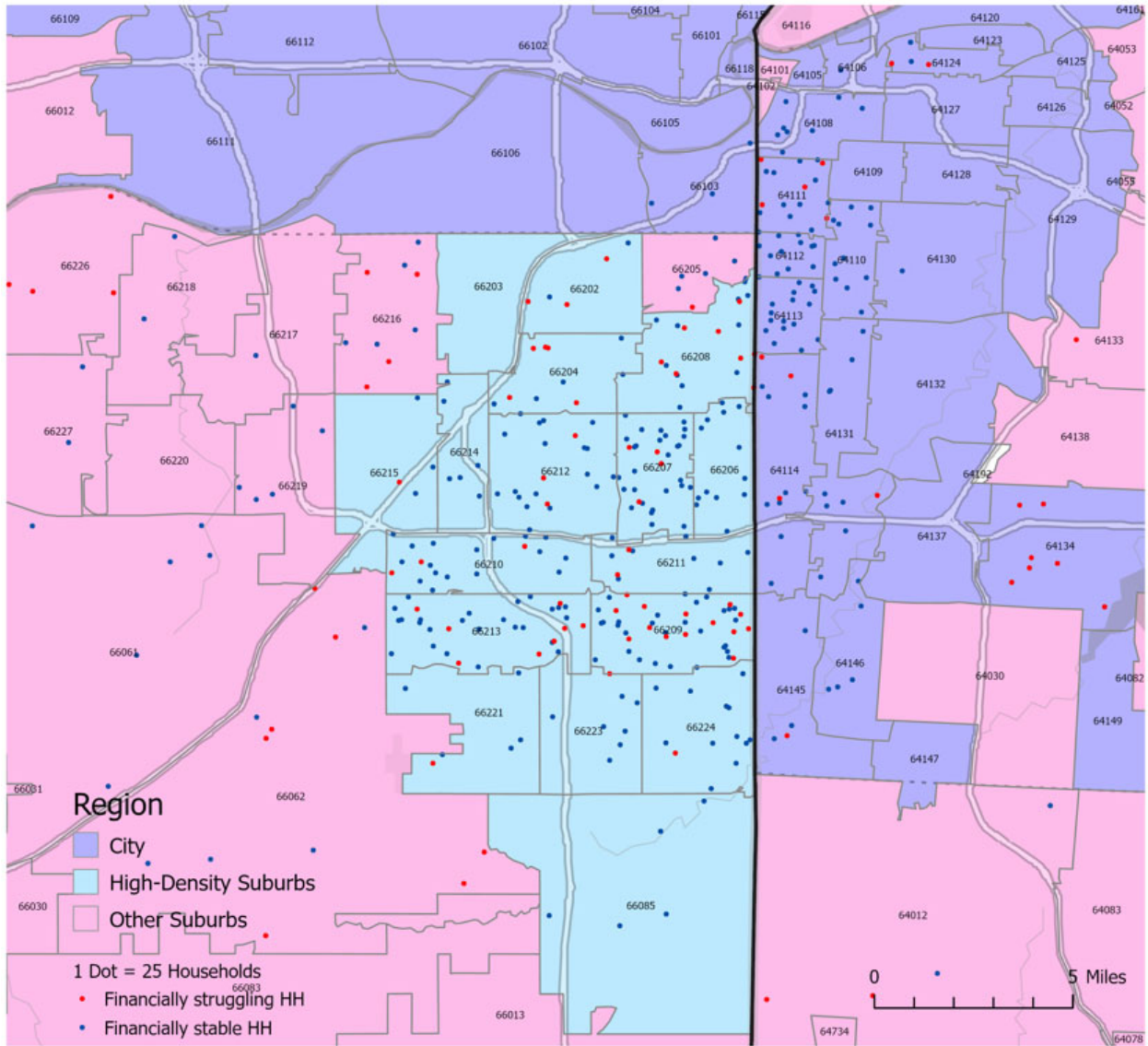


Figure F9. Jewish adults ages 18-39 vs. other Jewish adults in Greater Kansas City, full geography

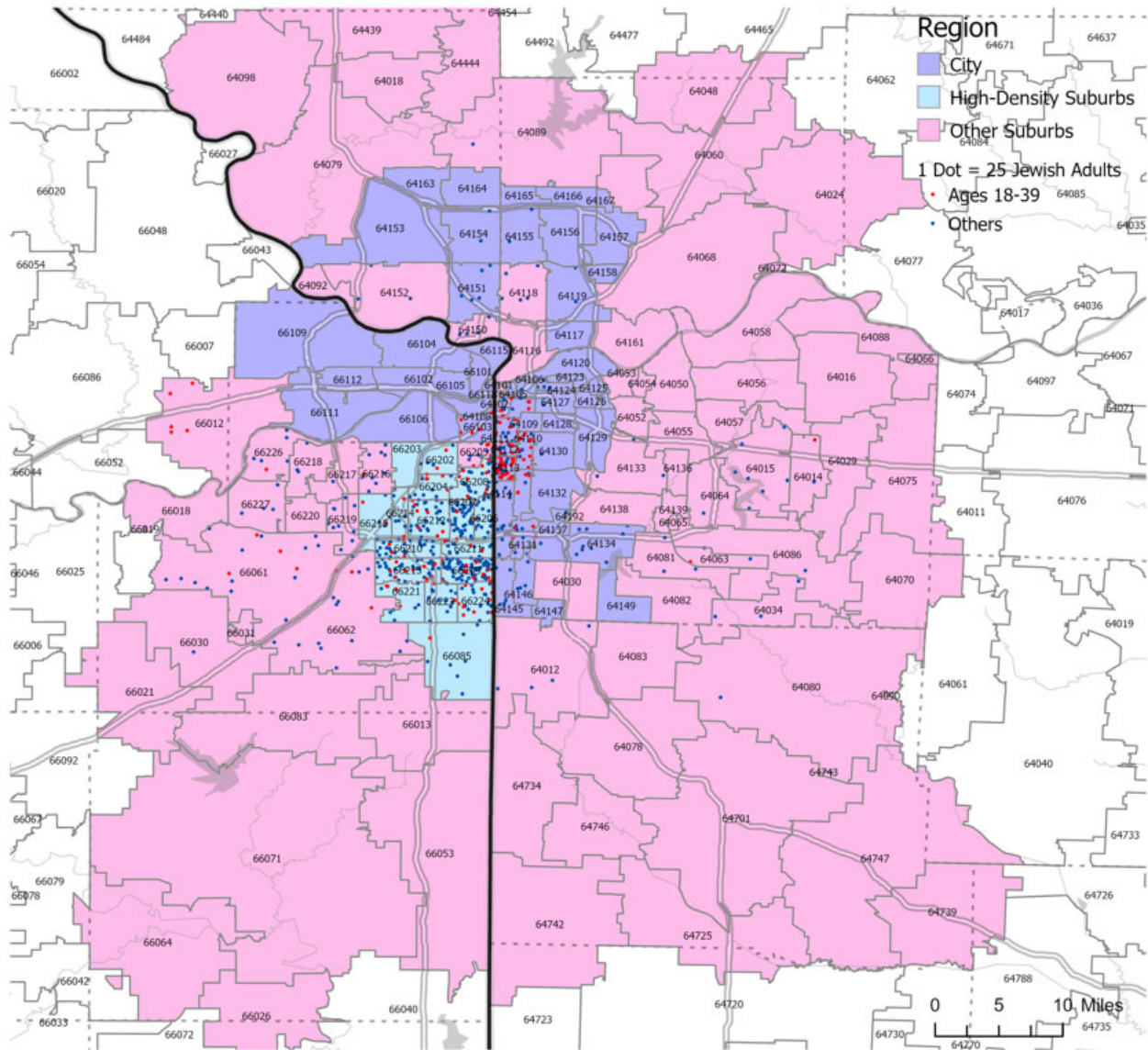


Figure F10. Jewish adults ages 18-39 vs. other Jewish adults in Greater Kansas City, zoomed in

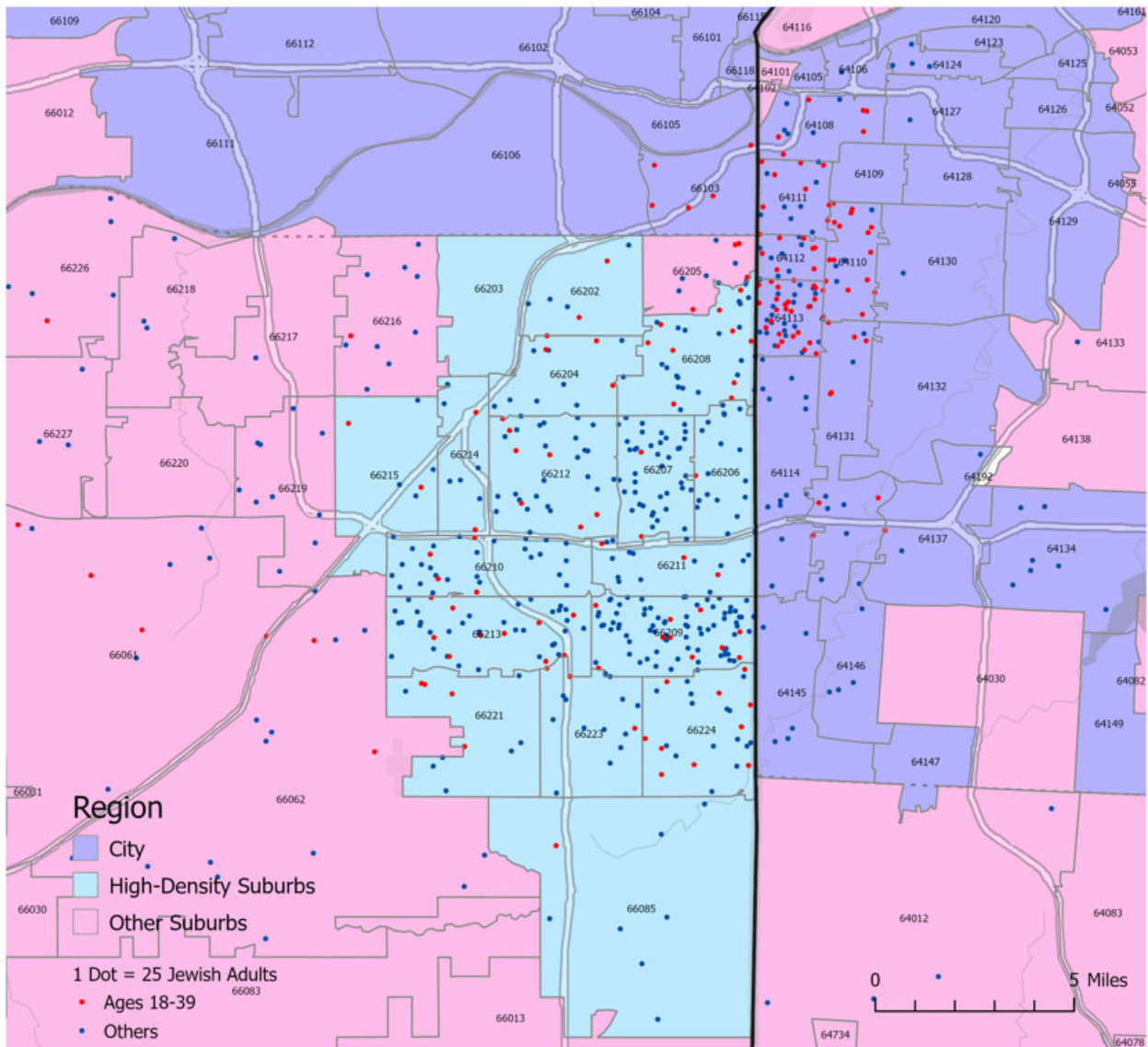


Figure F11. Jewish adults ages 40-54 vs. other Jewish adults in Greater Kansas City, full geography

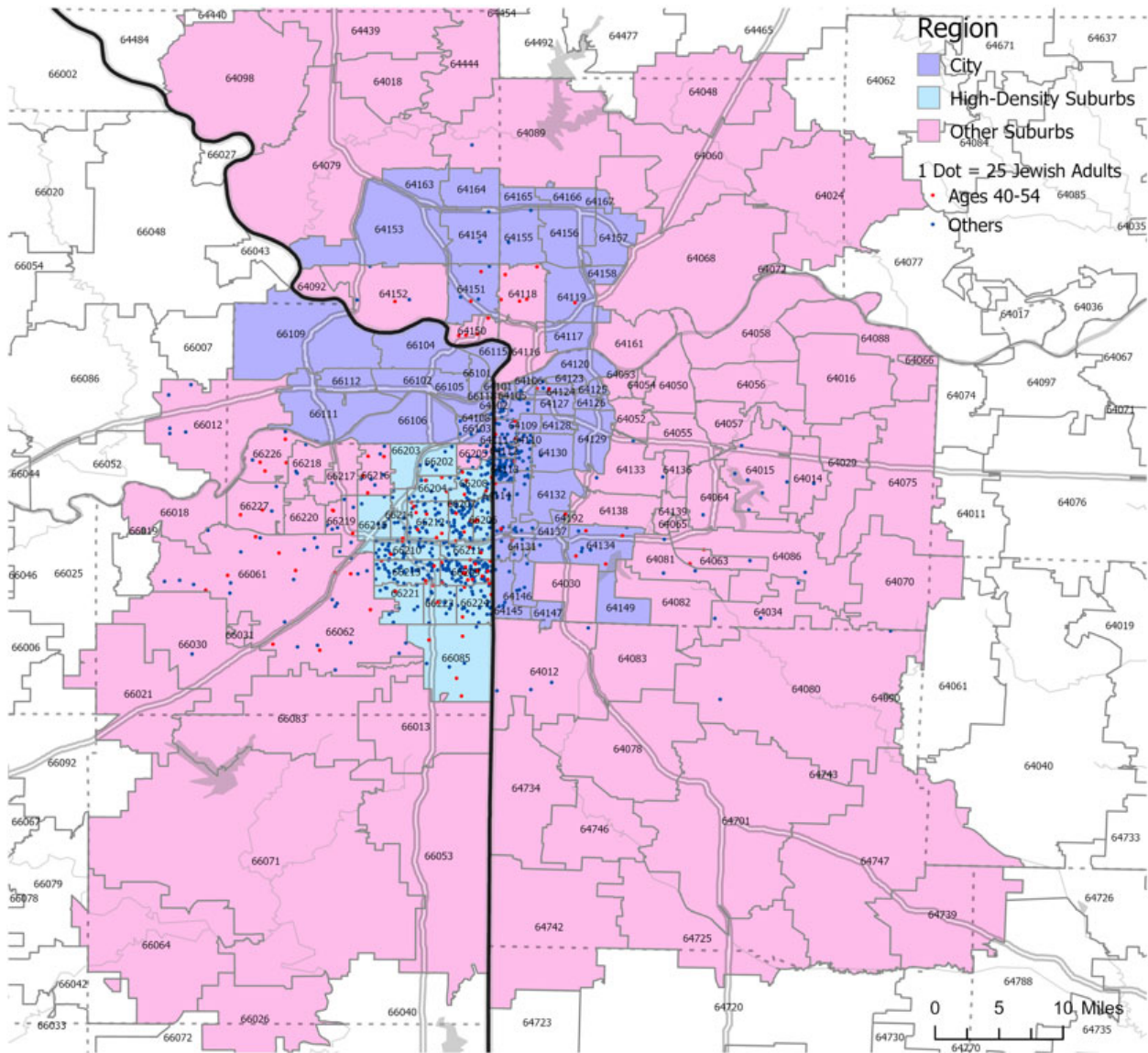


Figure F12. Jewish adults ages 40-54 vs. other Jewish adults in Greater Kansas City, zoomed in

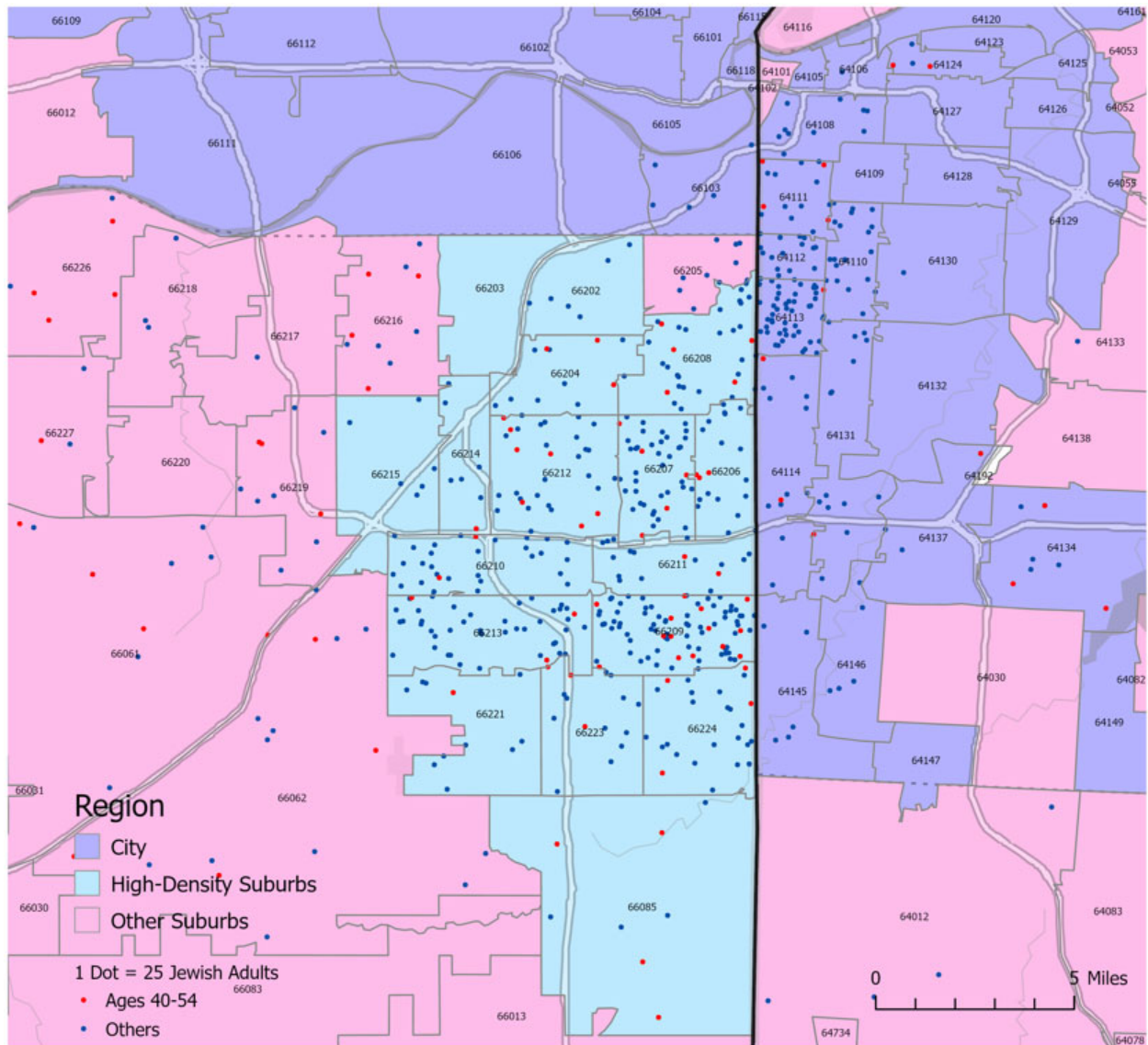


Figure F13. Jewish adults ages 55-64 vs. other Jewish adults in Greater Kansas City, full geography

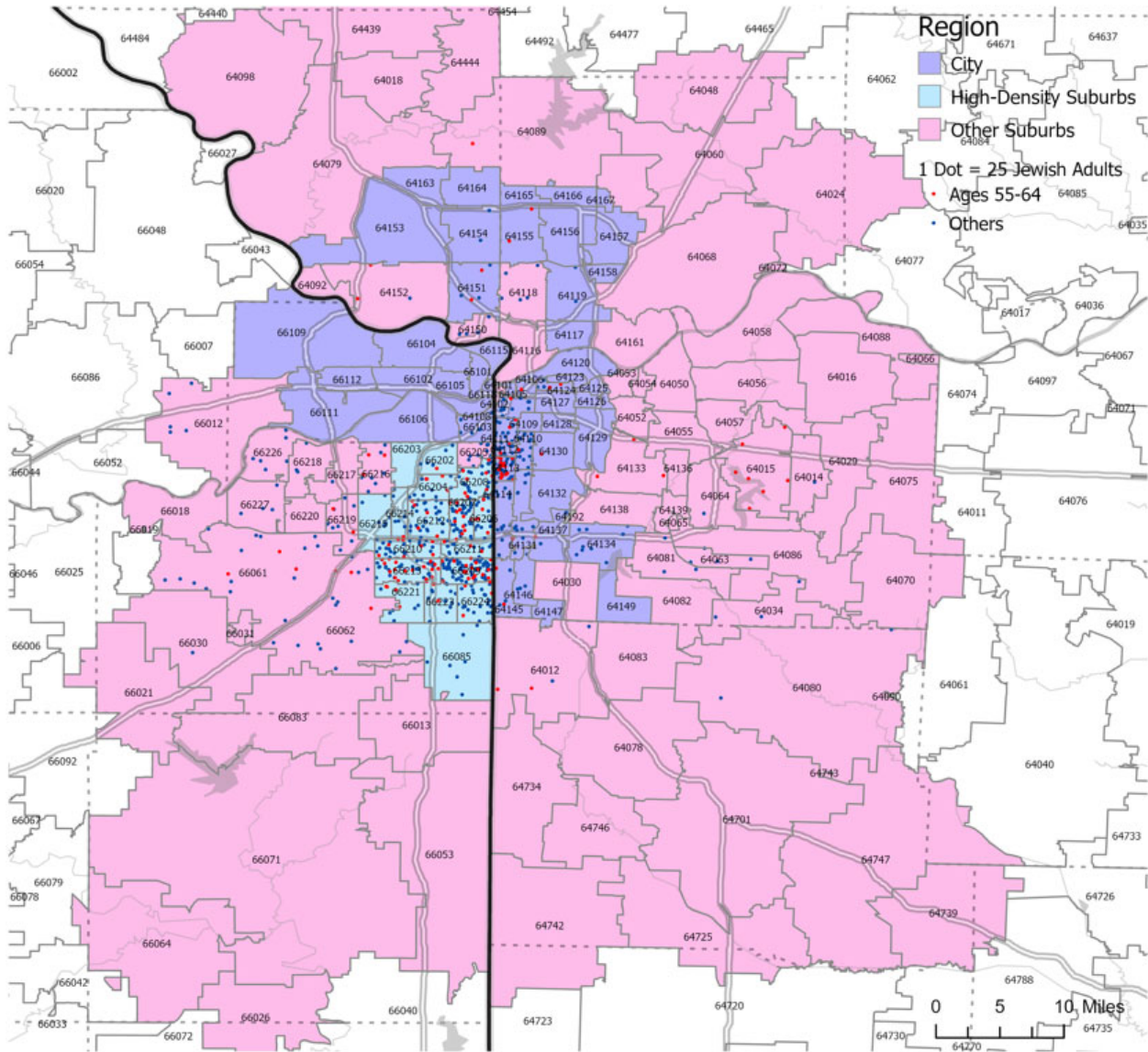


Figure F14. Jewish adults ages 55-64 vs. other Jewish adults in Greater Kansas City, zoomed in

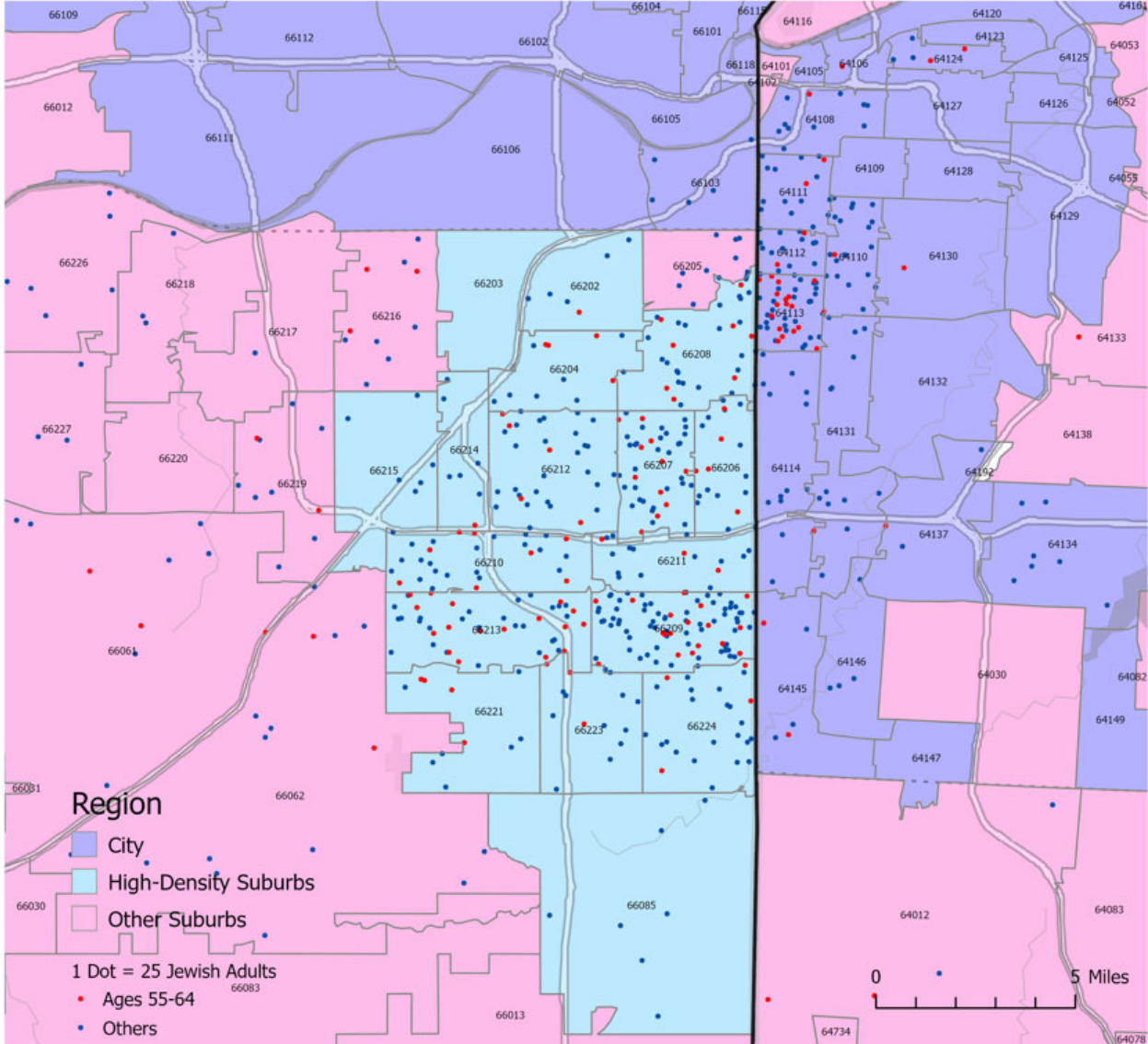


Figure F15. Jewish adults ages 65-74 vs. other Jewish adults in Greater Kansas City, full geography

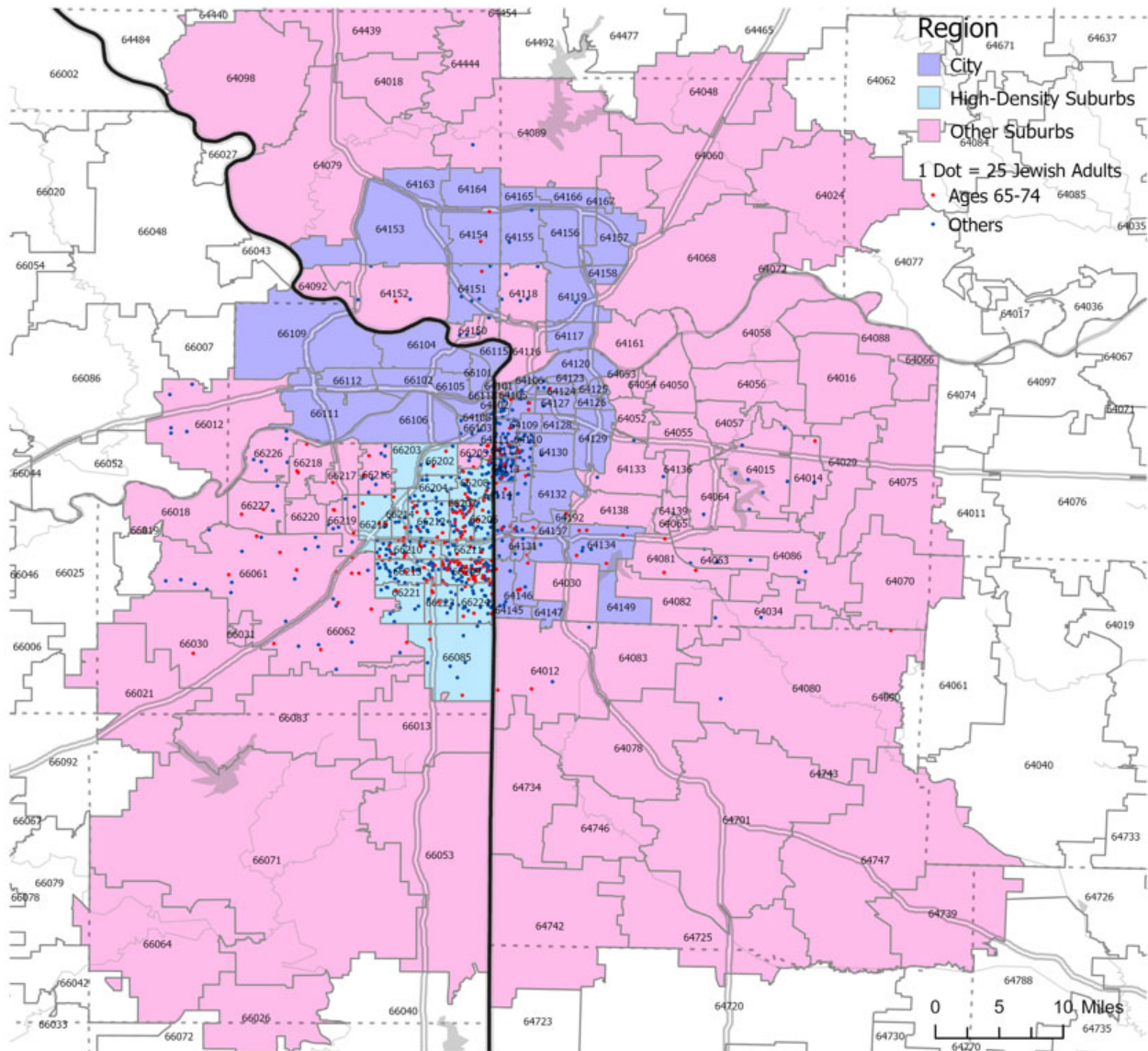


Figure F16. Jewish adults ages 65-74 vs. other Jewish adults in Greater Kansas City, zoomed in

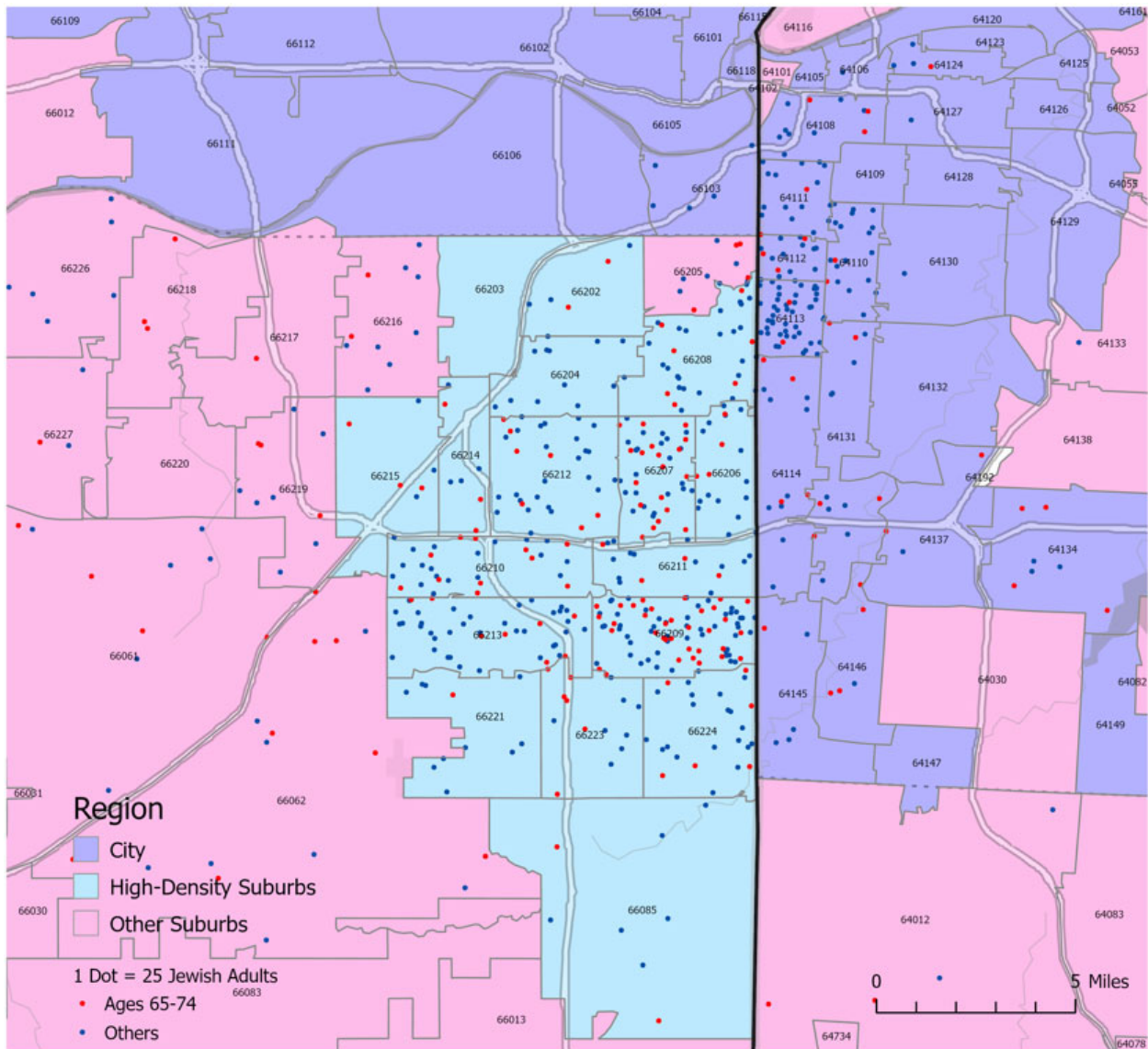


Figure F17. Jewish adults ages 75 and older vs. other Jewish adults in Greater Kansas City, full geography

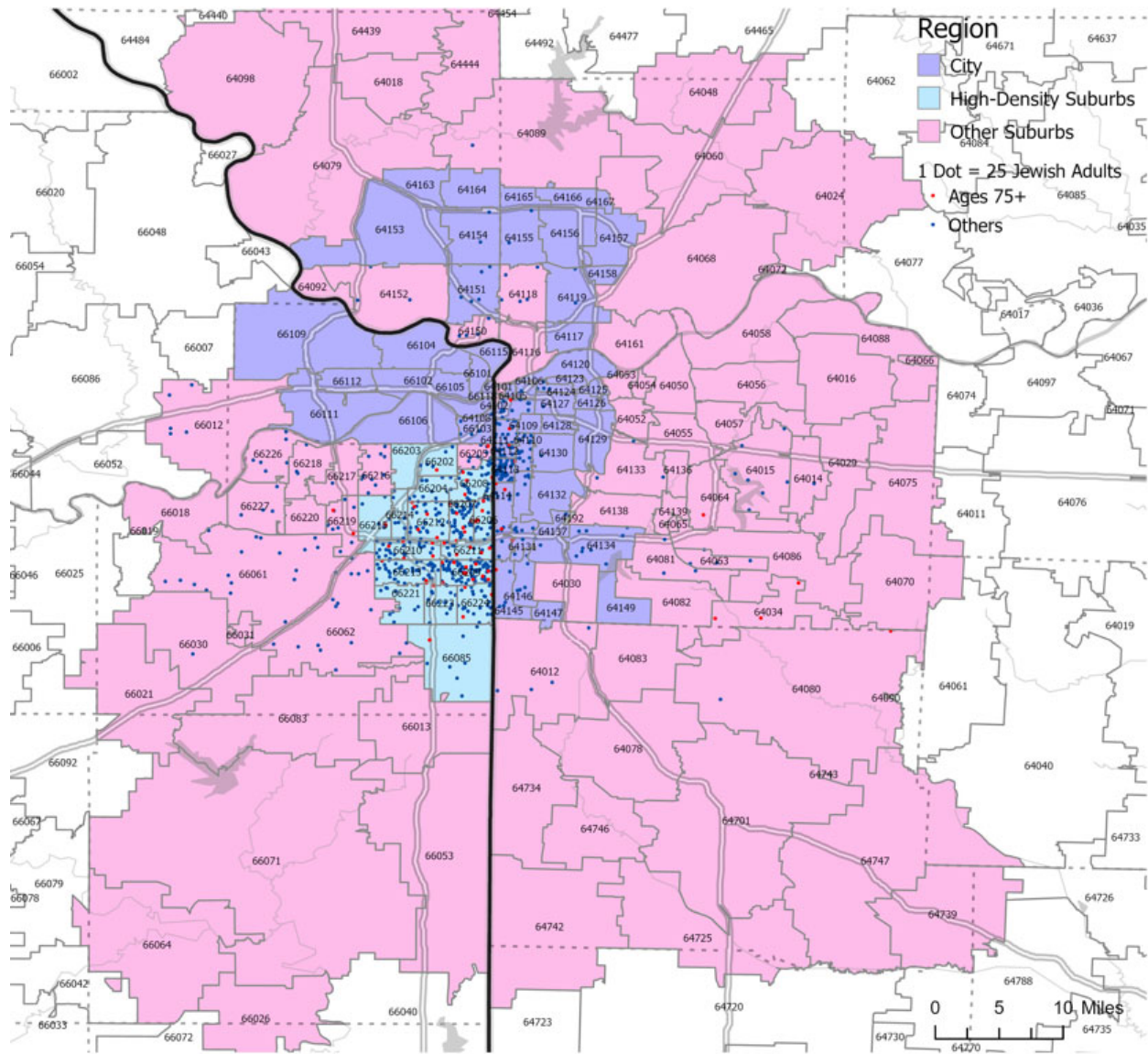
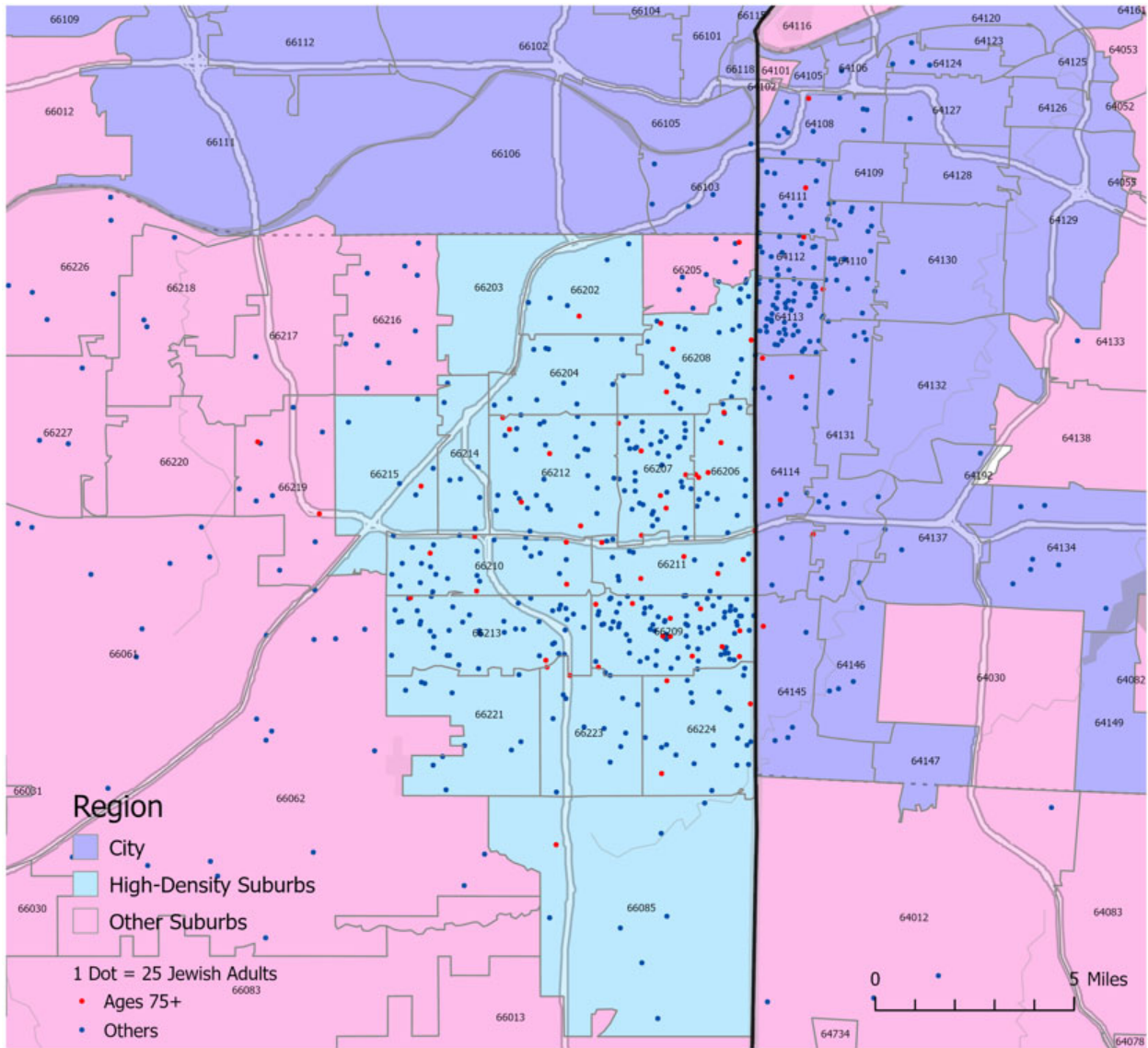


Figure F18. Jewish adults ages 75 and older vs. other Jewish adults in Greater Kansas City, zoomed in



## Notes

- <sup>1</sup> Van der Loo, M.P.J. (2014). The *stringdist* package for approximate string matching. *R Journal*, 6, 111–122.
- <sup>2</sup> With the exception that households in the Urban stratum only included those initially assigned to the likely young adult, likely families, likely synagogue members, and other adults (high eligibility lists) stratum.
- <sup>3</sup> Kish, L. (1965) *Survey sampling*. New York: John Wiley and Sons, Inc.
- <sup>4</sup> Harter, R., Battaglia, M. P., Buskirk, T. D., Dillman, D. A., English, N., Fahimi, M., Frankel, M. R., Kennel, T., McMichael, J.P., McPhee, C. P., Montaquila, J., Yancey, T., & Zukerberg, A. L. (2016). Address-based sampling. Prepared for AAPOR Council by the Task Force on Address-based sampling, Operating Under the Auspices of the AAPOR Standards Committee. <https://www.aapor.org/Education-Resources/Reports/Address-based-Sampling.aspx>
- <sup>5</sup> <https://www.census.gov/topics/research/guidance/planning-databases.2020.html>
- <sup>6</sup> Breiman, L. (2001). Random forests. *Machine learning*, 45, 5-32.
- <sup>7</sup> Deville, J. C., Särndal, C. E., & Sautory, O. (1993). Generalized raking procedures in survey sampling. *Journal of the American Statistical Association*, 88(423), 1013-1020, and Lumley, T. (2011). *Complex surveys: A guide to analysis using R* (Vol. 565). John Wiley & Sons.
- <sup>8</sup> Pew Research Center. (2021). *Jewish Americans in 2020*. <https://www.pewforum.org/2021/05/11/jewish-americans-in-2020/>
- <sup>9</sup> Tighe, E., et al. AJPP technical report 2020: ZIP code-based Jewish population estimates. American Jewish Population Project, March 2020. <https://ajpp.brandeis.edu/documents/2020/AJPPTechnicalReport2020.pdf>. Saxe, L., & Tighe, E. (2013). Estimating and understanding the Jewish population in the United States. *Contemporary Jewry*, 33, 43-62; Tighe, E., Livert, D., Barnett, M., & Saxe, L. (2010). Cross-survey analysis to estimate low-incidence religious groups. *Sociological Methods & Research*, 39, 56-82; Tighe, E., Saxe, L., Kadushin, C., Magidin de Kramer, R., Nursahedov, B., Aronson, J., & Cherny, L. (2011). *Estimating the Jewish population of the United States: 2000-2010*. Waltham, MA: Steinhardt Social Research Institute, Brandeis University; Tighe, E., Saxe, L., Magidin de Kramer, R., & Parmer, D. (2013). *American Jewish population estimates: 2012*. Waltham, MA: Steinhardt Social Research Institute, Brandeis University.
- <sup>10</sup> Tighe et al., *American Jewish population estimates: 2012*. Saxe, L., Tighe, E. & Boxer, M. (2014). Measuring the size and characteristics of American Jewry: A new paradigm to understand an ancient people. Magidin de Kramer, R., Tighe, E., Saxe, L., & Parmer, D. (2018). Assessing the validity of data synthesis methods to estimate religious populations. *Journal for the Scientific Study of Religion*, 57(2), 206-220.
- <sup>11</sup> Series identification is included in the dataset to be able to examine differences across surveys that can be accounted for by survey series.
- <sup>12</sup> Currently there are too few surveys of representative samples of all US adults that include alternative methods of Jewish identification. Thus, the present analyses focus on the JBR population only.
- <sup>13</sup> Claritas, Inc. Claritas ZIP Code Demographic Data, 2020.

