



# 2024 Israel Hamas War Sentiment Survey

Findings from a poll of Americans – General Public and Jewish

February 23 – March 11, 2024



# About This Survey

Objective: offer local Federations, local and national Jewish partner organization actionable insights that will allow them to continue to support flourishing Jewish communities in this complex time following the horrific Hamas attacks on Israel on October 7th.



**February 23-March 11, 2024**



**Text message recruitment**



1901 Jewish

4143 Non-Jewish

**6044 Total Respondents**



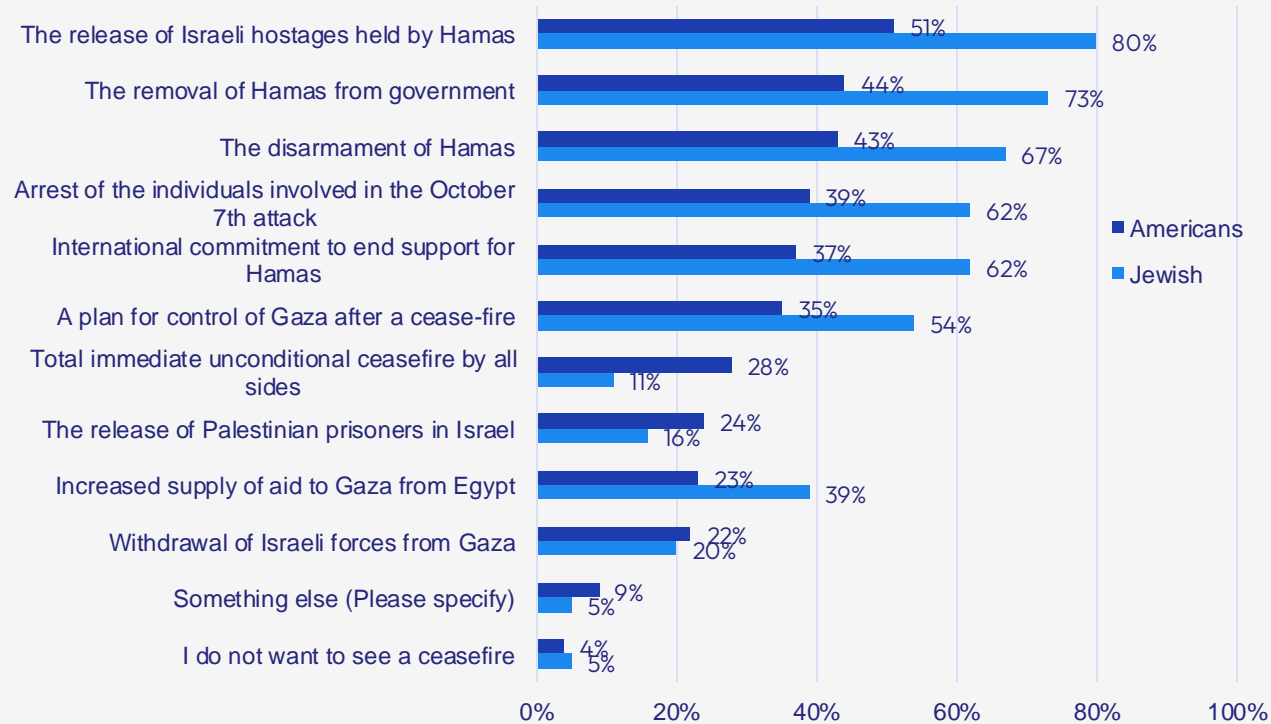
**Weighted to be representative of the US population and Jewish community**

For questions about the data or methods, contact [Research@JewishFederations.org](mailto:Research@JewishFederations.org)



# Terms of a Cease-Fire

Which of the following negotiated preconditions would you like to see satisfied in agreeing to a long-term cease-fire? Please read all the options.



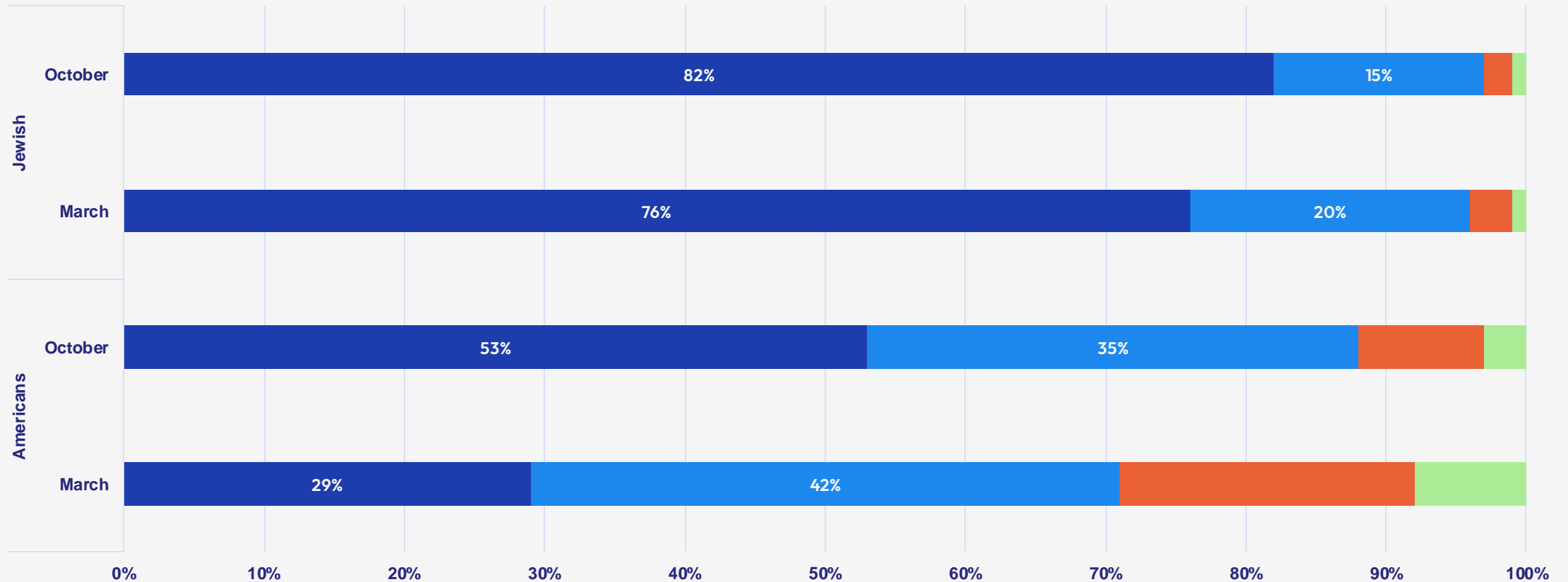
**Only 28% of All Americans want a total unconditional ceasefire while 68% of Americans favor a ceasefire but WITH preconditions. Another 4% don't want a ceasefire at all.**



# Following the War

How closely are you following news about the war between Israel and Hamas

■ Very closely ■ Somewhat closely ■ Not very closely ■ Not closely at all

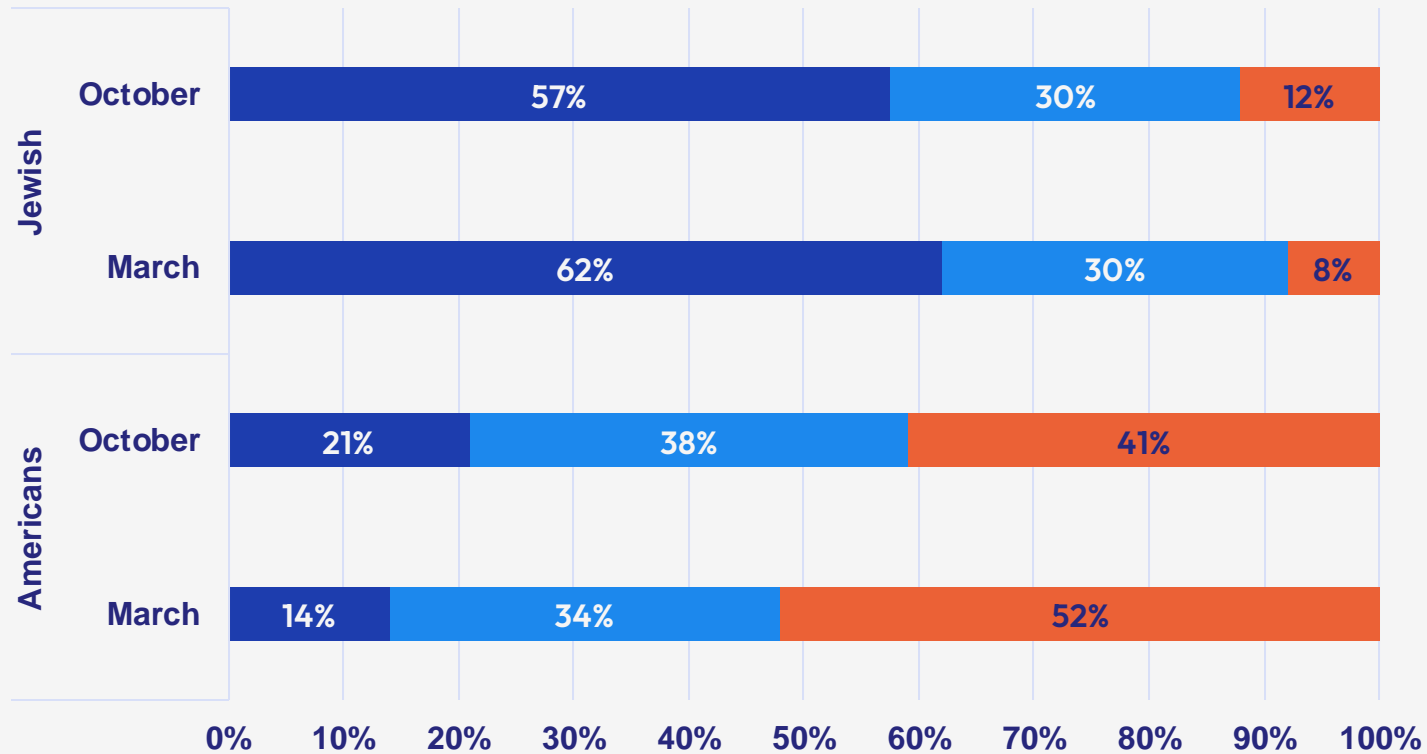




# Emotional Toll

How much, if at all, is the news about the war between Israel and Hamas emotionally affecting you? Is it affecting you...

■ A great deal ■ Somewhat ■ Not at all/Not much



Since October, Jews report that the news of the war is having more of an emotional toll. It is having less of an impact now than October for non-Jews.



In the past 12 months

23%

Of Jews have been the target of antisemitism in person or online

76%

Have overheard or seen antisemitic comments in person or online

71%

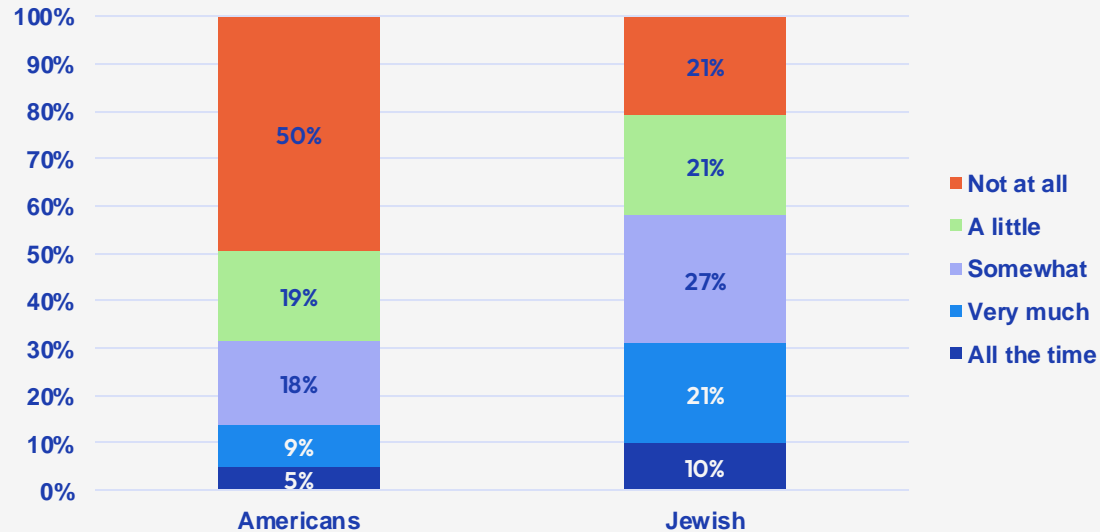
Did not report the incident



# Local Antisemitism and safety concerns

Jewish Americans are worried about their safety and see antisemitism rising in their local communities. All Americans also see rising levels of local antisemitism.

**In the past month, how often have you been worried about your personal safety because of your race, religion, gender, sexual orientation, disability status, or other defining personal characteristics?**

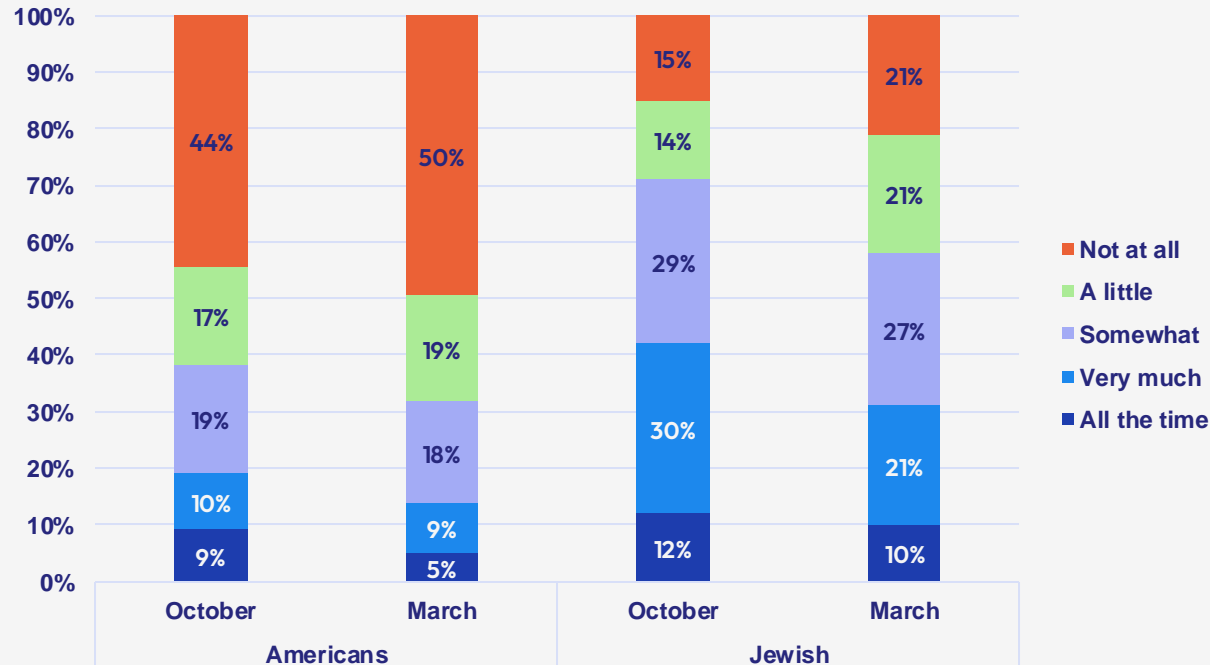


**Jews are nearly 2x more likely to worry very much about their personal safety compared to the general public.**



# Local Antisemitism and safety concerns

In the past month, how often have you been worried about your personal safety because of your race, religion, gender, sexual orientation, disability status, or other defining personal characteristics?



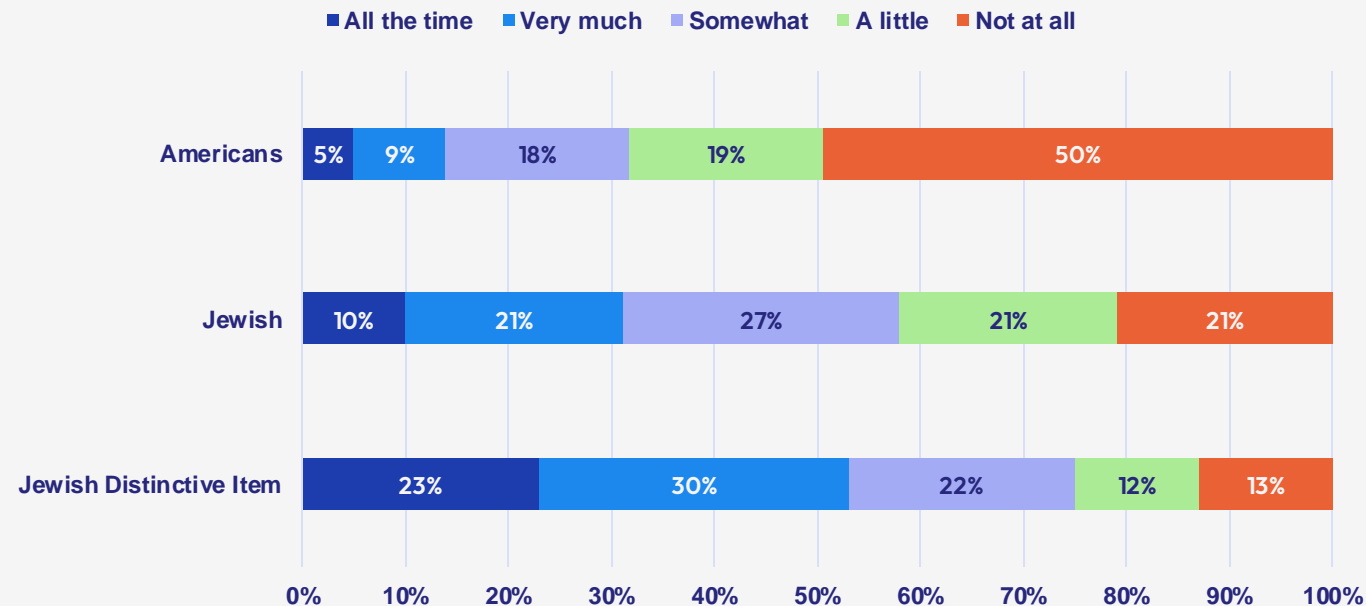
Since October, Jewish Americans report lower levels of concern for their personal safety, but still nearly 2x as high as the general public.



# Wearing Distinctive Jewish Items

Jewish Americans are concerned for their personal safety, even more so when they are easily identified.

**In the past month, how often have you been worried about your personal safety because of your race, religion, gender, sexual orientation, disability status, or other defining personal characteristics?**



**Jews who wore “distinctively Jewish” items were nearly 3x as likely to report being concerned for their safety “all the time” as other Jews.**



25%

of Jews who wear something distinctively Jewish, such as a kippa, removed the item following October 7<sup>th</sup>. Another 20% considered it.

66%

of them have since put the item back on



# 81% of Jews and 82% of the public feel empathy for both Israelis and Palestinians.

## Feelings of Empathy Among Jews

		Empathy for Palestinians		
		Not at all	A little/ Somewhat	Very much
Empathy for Israelis	Not at all	1%	0%	1%
	A little/ Somewhat	1%	8%	5%
	Very much	16%	43%	25%

61% of Americans feel the same amount of Empathy for Israelis and Palestinians. 23% express more empathy for Israel and 16% more empathy for Palestinians

Among Jews, 34% express the same amount of empathy. 60% express more empathy for Israelis and 6% more empathy for Palestinians.

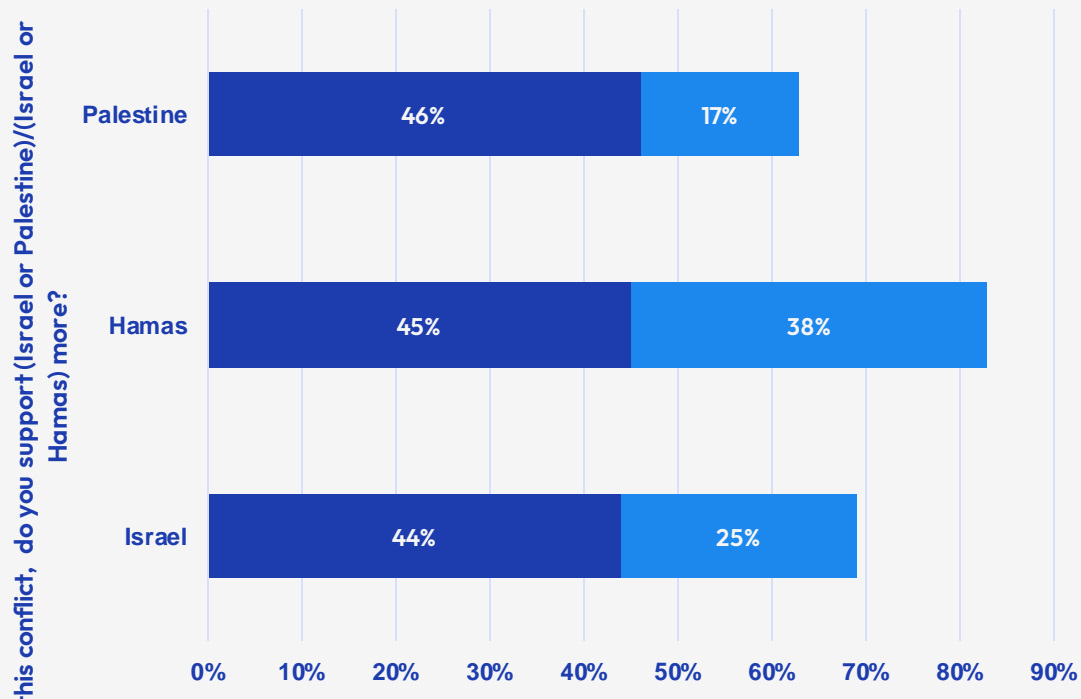


# The Current Conflict

To what extent, if at all, are you comfortable sharing that view publicly?

Percent saying very or somewhat comfortable

■ Very comfortable ■ Somewhat comfortable



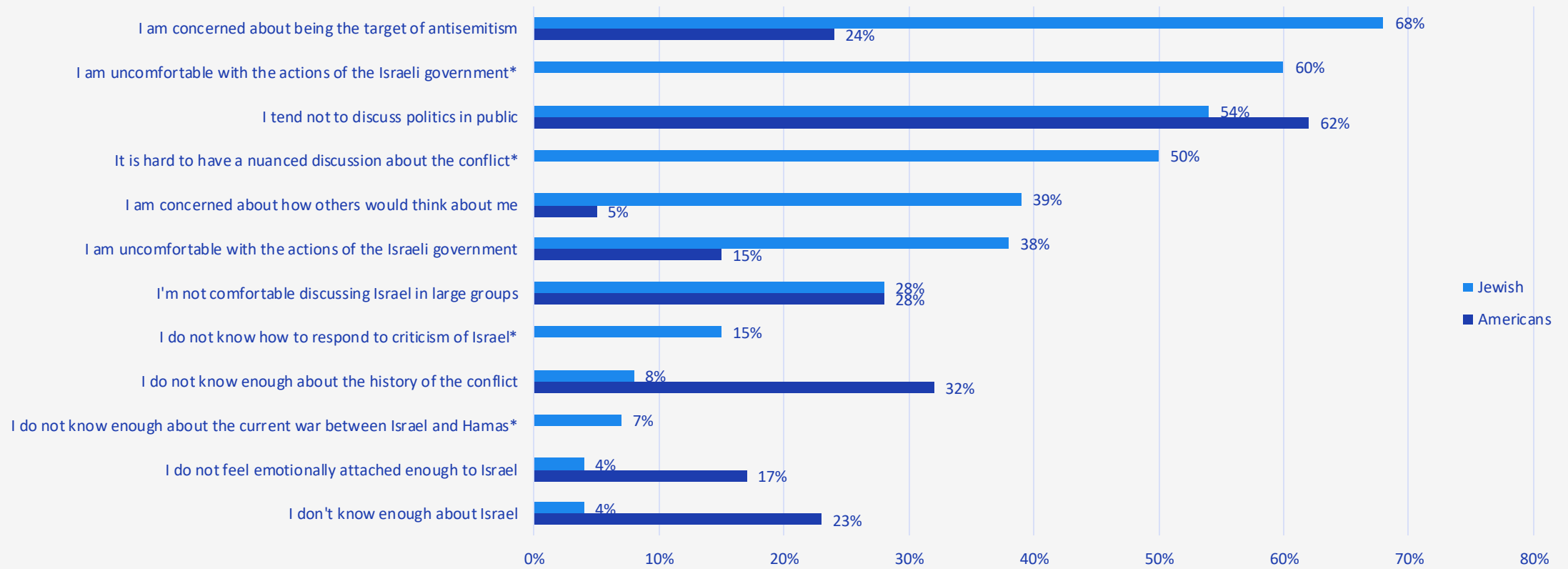
The 5% of Americans who support Hamas are significantly more comfortable sharing that view in public, rather than those that said they support Palestine or Israel. The result is a more extreme public display.

69% of people who support Israel and 63% who support Palestine say they are comfortable compared to 84% of those who support Hamas.



# Jewish and non-Jewish supporters of Israel have very different reasons for not feeling comfortable sharing their views

Which of the following are reasons you do not feel comfortable showing your support for Israel in public?



\* Option was only asked of Jewish respondents



Jewish Americans are very attached to Israel and report that Israel makes them proud to be Jewish

**72%** of Jews say in general Israel makes them proud to be Jewish

**79%** say they feel emotionally attached to Israel